

FOOTMASTER

1165 Electric Ave
Wayland, MI 49348
(866) 362-3226

SOFTNESS →



↙ CONVERSION



↘ SOLIDITY



 **G-DOK IND.**

- LEVELING CASTERS
- SHOCK ABSORBING CASTERS
- AGV CASTERS
- LIGHT DUTY CASTERS
- MEDIUM DUTY CASTERS
- HEAVY DUTY CASTERS



GENERAL CATALOGUE

'Think global'

FOOT MASTER[®], Specialist in CASTERS & WHEELS!



History

- 1989. DEC. | • Established G-DOK Industries
- 1998. NOV. | • Acquired ISO 9001 Certificate
- 2000. JUL. | • Acquired CE MARK
- 2008. FEB. | • R&D Center Authorized



G-DOK is growing toward the World Market based on our excellent technology and quality.



Understanding all products line

√Functional casters

Leveling Casters




Multi-functional casters provide for ease of movement and level setting, for a wide variety of machines, equipment and work stations.

- Innovative casters combined with levelers
- Smart solution for one moving and one setting




Shock absorbing Casters



Offering excellent stability from perpendicular load by using special rubber cushion instead of spring cushion.

- Small type of shock absorbing
- Fine shock absorbing



AGV Casters



FOOT MASTER's AGV casters help AGV's decrease track sensor errors significantly and increase durability necessary for 24/7 operation.

- Smaller radius / Low turning resistance
- Excellent durability / Long life time



√General casters

Light duty Casters



Logistics innovation starting from GDOK casters. Material handling casters providing soft and silent drive.

Medium duty Casters



Performing highest durability with no tolerance. Customer's satisfaction pursuit by handling with minimum power.

Heavy duty Casters



Easy handling even though it's loaded very heavily. Load capacity up to 8tons per caster.

√Other categories

Trolleys



Silent and smooth drive. Safe and strong structure.

Levelers



Leveling foot with no leveling difficulties or blocks. Easy leveling under heavy load.

Special casters & wheels



Running wheels and guide wheels for 24 hour moving robots. AGV or MGV casters for special use.

Introduction of New Products

√ PMH series, Medium duty casters

600kg : P46



PMH-150-ASF-MUD



PMH-150-BRF-MUD



PMH-200-BSF-MUD

√ GDSP series, Shock absorbing casters

450kg : P15



GDSP-150-ASF-MUD



GDSP-150-ARF-MUD



GDSP-200-BSF-MUD

√ PL series, High elasticity wheels

110kg : P35



PL-75-ASF-SUNS



PL-100-ARF-SUND



PL-125-BSF-SUND

√ SPM series(Stainless), MC nylon wheels

400kg : P32



SPM-130-ASF-MCD



SPM-130-ARF-MCD



SPM-150-BSF-MCD

JUST FOR YOUR SUCCESS & EXPANSION

We Promise to Provide high Quality Products.

- Contents -

FOOT MASTER[®] FOOMA[®]

Leveling Casters	<ul style="list-style-type: none"> • GD ----- P06 • GDN ----- P08 • GDR ----- P08 • SGDN ----- P10 	Medium duty Casters	<ul style="list-style-type: none"> • RT ----- P41 • PM ----- P42 • GH ----- P43 • PH ----- P44 • PHS ----- P45 • PMH ----- P46 • PMW ----- P47 • PHW ----- P48
Shock absorbing Casters	<ul style="list-style-type: none"> • GDS ----- P12 • GDSD ----- P14 • GDSP ----- P15 • GSST ----- P16 • G ----- P17 	Heavy duty Casters	<ul style="list-style-type: none"> • GF ----- P49 • GXT ----- P50 • GXTT ----- P52 • GXTD ----- P53 • UGXT ----- P54
AGV Casters	<ul style="list-style-type: none"> • GXTD ----- P19 • GSAD ----- P20 • GXTS ----- P21 • GXTA ----- P22 	Levelers	<ul style="list-style-type: none"> • PC ----- P55 • PF ----- P55 • PFR ----- P55 • PFA ----- P55 • F ----- P56 • FR ----- P56 • FS ----- P56
Compact Casters	<ul style="list-style-type: none"> • GLH ----- P23 • JS ----- P25 	Trolleys	<ul style="list-style-type: none"> • FT ----- P57 • PT ----- P57
Heat resisting Casters	<ul style="list-style-type: none"> • PL ----- P26 	Wheel & Custom made	<ul style="list-style-type: none"> • Wheel series ----- P58 • Custom made ----- P68
Stainless Casters	<ul style="list-style-type: none"> • SGDN ----- P28 • SGL ----- P30 • SPM ----- P32 	Numbering System	<ul style="list-style-type: none"> • Numbering System ----- P74
Light duty Casters	<ul style="list-style-type: none"> • GL ----- P33 • PL ----- P35 • P ----- P37 • GDC ----- P39 • GDD ----- P40 	Packing info. & Instruction manual	<ul style="list-style-type: none"> • Packing info. ----- P75 • Instruction manual ----- P80

GD series

Leveling casters
one moving and one set/anti-vibration









kg 60 ~ 1,500 kg

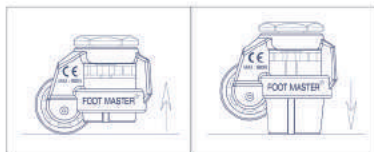
✓ RoHS



- Aluminum profiles/Pipe joint system
- Tester, Measuring instrument, Precision Machine
- Vending Machine, ATM, General machine
- Communication equipment, Medical appliances
- Work station, Utility stands

✓ Recommended Load = Load Cap. X 2 ✓ Temp. Range : -10 ~ 90°C

GD	-	-	WHEEL TYPES	 [mm]	 [mm]	 [Kg]	 [mm]	 [mm]	 [mm]	 [mm]	 [mm]
GD-40-F	-	-	NYN	42	20	60	71+10	30	55x55	42x42	6.5
			MCN		20						
GD-60-F	-	-	NYN	50	25	280	82+10	36	73x73	58x58	7or 8.5
			HUP		25						
			MCN		25						
GD-80-F	-	-	NYN	63	28	550	103+15	46	90x90	70x70	9
			HUP		28						
			MCN		28						
GD-100-F	-	-	NYN	75	30	800	120+12	53	95x95	70x70	11
			HUP		30						
			MCN		30						
GD-120-F	-	-	NYN	75	30	1,000	120+12	52	95x95	70x70	11
			MCN		30						
GD-150-F	-	-	MCN	90	55	1,500	132+15	69	100x100	70x70	13

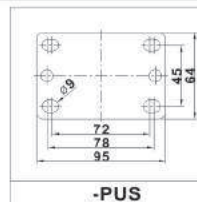


One moving and one set / a caster combined with a leveler

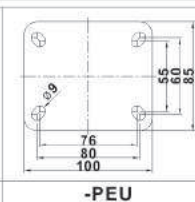
FOOT MASTER® leveling casters are Innovative multi-functional products.

- Moving a piece of equipment into a desired location and setting the unit into the exact position is easier, FOOT MASTER® leveling casters offer a smart solution.
- In addition, this pad allows for mirror adjustments in leveling requirements, helping the equipment positioned safely.
- Production lines where layout change is sometimes required would be ideal for FOOT MASTER® leveling casters .

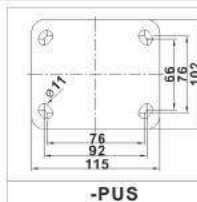
✓ Plate type(only60)



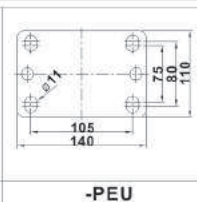
-PUS



-PEU



-PUS



-PEU

✓ Plate type(only100/120)

✓ Materials

- ① Top plate : Pressed steel(40~120), Forged steel(150)
- ② Frame : Aluminum
- ③ Handle : ABS(40~100), Bolt(120~150)
- ④ Cushion : NBR(40~100), AL(120~150)
- ⑤ Wheel : Refer to wheel types
- ⑥ Finish : Powder coating & Zinc galvanized

✓ Wheel Options

- | | | |
|---|---|--|
| <p>NYN</p>  <ul style="list-style-type: none"> • Nylon(Shore D 70) | <p>HUP</p>  <ul style="list-style-type: none"> • Cast PU(Shore D 70) • Aluminum Core • Plain bearing | <p>MCN</p>  <ul style="list-style-type: none"> • MC nylon(Shore D 80) |
|---|---|--|

✓ Options

- FBL : Black finish is available.
- CEN : Anti-static cushion is available.(only 40/60/80/100) ⚡
- CUR : PU cushion is available.(only 40/60/80/100)



GD-40-F-NYN-FBL



CEN



CUR

GD series

Leveling casters
one moving and one set/anti-vibration








kg 60 ~ 1,000 kg

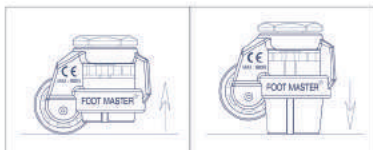
✓ RoHS



- Aluminum profiles/Pipe joint system
- Tester, Measuring instrument, Precision Machine
- Vending Machine, ATM, General machine
- Communication equipment, Medical appliances
- Work station, Utility stands

✓ Recommended Load = Load Cap. X 2 ✓ Temp. Range : -10 ~ 90°C

GD	-	-	WHEEL TYPES	 [mm]	 [mm]	 [kg]	 [mm]	 [mm]	 [mm]	 [mm]
GD-40-S	-	-	NYN	42	20	60	71+10	30	M8x1.25P	10
			MCN		20					
GD-60-S	-	-	NYN	50	25	280	82+10	36	M12x1.75P M16x2.0P	18
			HUP		25					
GD-80-S	-	-	NYN	63	28	550	103+15	46	M12x1.75P M16x2.0P	16
			HUP		28					
GD-100-S	-	-	NYN	75	30	800	120+12	53	M16x2.0P	24
			HUP		30					
GD-120-S	-	-	NYN	75	30	1,000	120+12	52	M16x2.0P	24
			MCN		30					



One moving and one set / a caster combined with a leveler


FOOT MASTER® leveling casters are Innovative multi-functional products.

- Moving a piece of equipment into a desired location and setting the unit into the exact position is easier, FOOT MASTER® leveling casters offer a smart solution.
- In addition, this pad allows for mirror adjustments in leveling requirements, helping the equipment positioned safely.
- Production lines where layout change is sometimes required would be ideal for FOOT MASTER® leveling casters .

✓Wheel Options

NYN  • Nylon(Shore D 70)	HUP  • Cast PU(Shore D 70) • Aluminum Core • Plain bearing	MCN  • MC nylon(Shore D 80)
--	--	---

✓Materials

	① Top plate : Pressed steel(40~80), Forged steel(100~120) ② Frame : Aluminum ③ Handle : ABS(40~100), Bolt(120) ④ Cushion : NBR(40~100), AL(120) ⑤ Wheel : Refer to wheel types ⑥ Finish : Powder coating & Zinc galvanized
---	---

✓Options

- FBL : Black finish is available.
- CEN : Anti-static cushion is available.(only 40/60/80/100) ⚡
- CUR : PU cushion is available.(only 40/60/80/100)



GDN/GDR series

Leveling casters
one moving and one set/anti-vibration

kg 60 ~ 1,500 kg

✓ RoHS



- Aluminum profiles/Pipe joint system
- Tester, Measuring instrument, Precision Machine
- Vending Machine, ATM, General machine
- Communication equipment, Medical appliances
- Work station, Utility stands



✓ Recommended Load = Load Cap. X 2 ✓ Temp. Range : -10 ~ 90°C

GDN	GDR	-	WHEEL TYPES								
				[mm]	[mm]	[Kg]	[mm]	[mm]	[mm]	[mm]	[mm]
GDN-40-F	-	-	NYN	42	20	50	71+10	30	55x55	42x42	6.5
			MCN		20						
GDN-60-F	GDR-60-F	-	NYN	50	25	250	82+10	38	73x73	58x58	7or 8.5
			HUP		25						
			MCN		25						
GDN-80-F	GDR-80-F	-	NYN	63	28	500	103+15	46	90x90	70x70	9
			HUP		28						
			MCN		28						
GDN-100-F	-	-	NYN	75	30	750	120+12	53	95x95	70x70	11
			HUP		30						
			MCN		30						
GD-120-F	-	-	NYN	75	30	1,000	120+12	52	95x95	70x70	11
			MCN		30						
GD-150-F	-	-	MCN	90	55	1,500	132+15	69	100x100	70x70	13

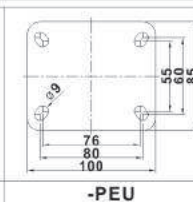
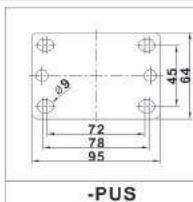


One moving and one set / a caster combined with a leveler

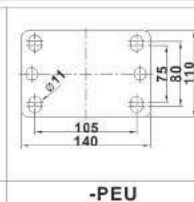
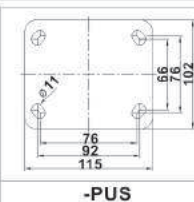
FOOT MASTER® leveling casters are Innovative multi-functional products.

- Moving a piece of equipment into a desired location and setting the unit into the exact position is easier, FOOT MASTER® leveling casters offer a smart solution.
- In addition, this pad allows for mirror adjustments in leveling requirements, helping the equipment positioned safely.
- Production lines where layout change is sometimes required would be ideal for FOOT MASTER® leveling casters .

✓ Plate type(only60)



✓ Plate type(only100/120)



✓ Materials

- ① Top plate : Pressed steel(40~120), Forged steel(150)
- ② Frame : Aluminum
- ③ Handle : ABS(40~100), Bolt(120~150), Ratchet(GDR)
- ④ Cushion : NBR(40~100), AL(120~150)
- ⑤ Wheel : Refer to wheel types
- ⑥ Finish : Powder coating & Zinc galvanized

✓ Wheel Options



- Nylon(Shore D 70)
- Cast PU(Shore D 70)
- MC nylon(Shore D 80)
- Aluminum Core
- Plain bearing

✓ Options

- FBL : Black finish is available.
- CEN : Anti-static cushion is available. (only 40/60/80/100)
- CUR : PU cushion is available. (only 40/60/80/100)



GDN/GDR series

Leveling casters
one moving and one set/anti-vibration

kg 60 ~ 1,000 kg








✓ RoHS



- Aluminum profiles/Pipe joint system
- Tester, Measuring instrument, Precision Machine
- Vending Machine, ATM, General machine
- Communication equipment, Medical appliances
- Work station, Utility stands



✓ Recommended Load = Load Cap. X 2 ✓ Temp. Range : -10 ~ 90°C

GDN	GDR	-	WHEEL TYPES	 [mm]	 [mm]	 [Kg]	 [mm]	 [mm]	 [mm]	 [mm]
GDN-40-S	-	-	NYN	42	20	50	71+10	30	M8x1.25P	10
			MCN		20					
GDN-60-S	GDR-60-S	-	NYN	50	25	250	82+10	38	M12x1.75P M16x2.0P	18
			HUP		25					
			MCN		25					
GDN-80-S	GDR-80-S	-	NYN	63	28	500	103+15	46	M12x1.75P M16x2.0P	16
			HUP		28					
			MCN		28					
GDN-100-S	-	-	NYN	75	30	750	120+12	53	M16x2.0P	24
			HUP		30					
			MCN		30					
GD-120-S	-	-	NYN	75	30	1,000	120+12	52	M16x2.0P	24
			MCN		30					



One moving and one set / a caster combined with a leveler


FOOT MASTER® leveling casters are Innovative multi-functional products.

- Moving a piece of equipment into a desired location and setting the unit into the exact position is easier, FOOT MASTER® leveling casters offer a smart solution.
- In addition, this pad allows for mirror adjustments in leveling requirements, helping the equipment positioned safely.
- Production lines where layout change is sometimes required would be ideal for FOOT MASTER® leveling casters .

✓Wheel Options

NYN  • Nylon(Shore D 70)	HUP  • Cast PU(Shore D 70) • Aluminum Core • Plain bearing	MCN  • MC nylon(Shore D 80)
--	--	---

✓Materials

	① Top plate : Pressed steel(40~80), Forged steel(100~120) ② Frame : Aluminum ③ Handle : ABS(40~100), Bolt(120), Ratchet(GDR) ④ Cushion : NBR(40~100), AL(120) ⑤ Wheel : Refer to wheel types ⑥ Finish : Powder coating & Zinc galvanized
---	---

✓Options

- FBL : Black finish is available.
- CEN : Anti-static cushion is available.(only 40/60/80/100) ⚡
- CUR : PU cushion is available.(only 40/60/80/100)



SGDN(Stainless) series

Stainless Leveling casters
one moving and one set/anti-vibration









kg 280 ~ 550 kg

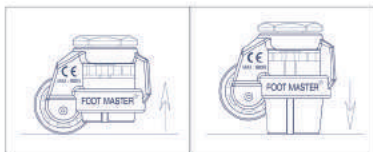
✓ RoHS

- Carts for Kitchen, restaurant, hotel
- Carts for school feeding
- Tester, Measuring instrument, Precision Machine
- Vending Machine, ATM, General machine
- Communication equipment, Medical appliances



✓ Recommended Load = Load Cap. X 2 ✓ Temp. Range : -10 ~ 90°C

SGDN	-	-	WHEEL TYPES	 [mm]	 [mm]	 [Kg]	 [mm]	 [mm]	 [mm]	 [mm]	 [mm]
SGDN-60-F	-	-	NYN	50	25	280	82+10	38	73x73	58x58	7
			MCN		25						
SGDN-80-F	-	-	NYN	63	28	550	103+15	46	90x90	70x70	9
			MCN		28						



One moving and one set / a caster combined with a leveler

FOOT MASTER® leveling casters are Innovative multi-functional products.

- Moving a piece of equipment into a desired location and setting the unit into the exact position is easier, FOOT MASTER® leveling casters offer a smart solution.
- In addition, this pad allows for mirror adjustments in leveling requirements, helping the equipment positioned safely.
- Production lines where layout change is sometimes required would be ideal for FOOT MASTER® leveling casters .

✓Wheel Options



- Nylon(Shore D 70)
- MC nylon(Shore D 80)

✓Materials

	① Top plate : Stainless steel
	② Frame : Stainless steel
	③ Handle : ABS
	④ Cushion : NBR
	⑤ Wheel : Refer to wheel types
	⑥ Finish : Electrolytic Polishing

✓Options

- CEN : Anti-static cushion is available. ⚡
- CUR : PU cushion is available.



SGDN(Stainless) series

Stainless Leveling casters
one moving and one set/anti-vibration








kg 280 ~ 550 kg

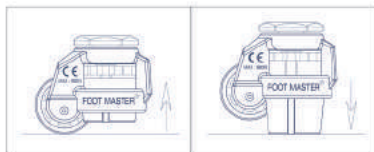
✓ RoHS



- Carts for Kitchen, restaurant, hotel
- Carts for school feeding
- Tester, Measuring instrument, Precision Machine
- Vending Machine, ATM, General machine
- Communication equipment, Medical appliances

✓ Recommended Load = Load Cap. X 2 ✓ Temp. Range : -10 ~ 90°C

SGDN	-	-	WHEEL TYPES	 [mm]	 [mm]	 [Kg]	 [mm]	 [mm]	 [mm]	 [mm]
SGDN-60-S	-	-	NYN	50	25	280	82+10	38	M12x1.75P	18
			MCN		25					
SGDN-80-S	-	-	NYN	63	28	550	103+15	46	M12x1.75P	16
			MCN		28					



One moving and one set / a caster combined with a leveler

FOOT MASTER® leveling casters are Innovative multi-functional products.

- Moving a piece of equipment into a desired location and setting the unit into the exact position is easier, FOOT MASTER® leveling casters offer a smart solution.
- In addition, this pad allows for mirror adjustments in leveling requirements, helping the equipment positioned safely.
- Production lines where layout change is sometimes required would be ideal for FOOT MASTER® leveling casters .

✓Wheel Options



• Nylon(Shore D 70)

• MC nylon(Shore D 80)

✓Materials



- ① Top plate : Stainless steel
- ② Frame : Stainless steel
- ③ Handle : ABS
- ④ Cushion : NBR
- ⑤ Wheel : Refer to wheel types
- ⑥ Finish : Electrolytic Polishing

✓Options

- CEN : Anti-static cushion is available. ⚡
- CUR : PU cushion is available.



CEN

CUR

GDS series

Shock absorbing casters - Fine shock absorbing

kg 100 ~ 350 kg








✓ RoHS



- Equipment or carts in cleanroom
- Medical equipment
- Equipment or carts in need of shock absorbing
- Auto ware house
- Trolleys for hotel or restaurant



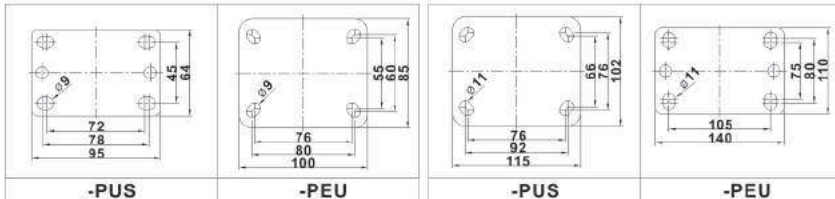
√ Recommended Load = Load Cap. X 3 √ Temp. Range : -10 ~ 90°C

Swivel	Rigid	Swivel/Brake	Rigid/Brake	WHEEL TYPES	Rubber								
						[mm]	[mm]	[Kg]	[mm]	[mm]	[mm]	[mm]	
GDS-100-ASF	GDS-100-ARF	GDS-100-BSF	GDS-100-BRF	LUD	65° 75°	100	30	100	160-20	45~53	73x73	58x58	7
GDS-125-ASF	GDS-125-ARF	GDS-125-BSF	GDS-125-BRF	LUD	65° 75°	125	30	100	187-20	45~54	73x73	58x58	7
GDS-130-ASF	GDS-130-ARF	GDS-130-BSF	GDS-130-BRF	HUD	65° 75°	130	40	350	200-30	36~50	95x95	70x70	11
GDS-150-ASF	GDS-150-ARF	GDS-150-BSF	GDS-150-BRF	HUD	65° 75°	150	40	350	230-30	36~50	95x95	70x70	11
GDS-200-ASF	GDS-200-ARF	GDS-200-BSF	GDS-200-BRF	HUD	65° 75°	200	40	350	270-35	55~76	95x95	70x70	11

√ Plate type(only100/125)

√ Plate type(only130/150/200)

√ Materials



- ① Top plate : Pressed steel
- ② Frame : Aluminum
- ③ Leg : Aluminum(100, 125, 200), Pressed steel(130, 150)
- ④ Spring : Special rubber
- ⑤ Wheel : Refer to wheel types
- ⑥ Finish : Powder coating & Zinc galvanized

√ Wheel types



- Cast PU(Shore A 90)
- Aluminum core
- 2 Ball bearings
- Cast PU(Shore A 95)
- Aluminum core
- 2 Ball bearings

√ Options

- FBL : Black finish is available.
- WEU : Anti-static Polyurethane(Black Color), Top plate Zinc galvanized



GDS-100-ASF-LUD-WEU-65°

GDS series

Shock absorbing casters - Fine shock absorbing

kg 100 ~ 350 kg








✓ RoHS



- Equipment or carts in cleanroom
- Medical equipment
- Equipment or carts in need of shock absorbing
- Auto ware house
- Trolleys for hotel or restaurant



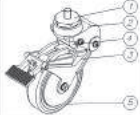
✓ Recommended Load = Load Cap. X 3 ✓ Temp. Range : -10 ~ 90°C

Swivel	Rigid	Swivel/Brake	Rigid/Brake	WHEEL TYPES	Rubber	 [mm]	 [mm]	 [Kg]	 [mm]	 [mm]	 [mm]	 [mm]
GDS-100-ASS	GDS-100-ARS	GDS-100-BSS	GDS-100-BRS	LUD	65° 75°	100	30	100	160-20	45-53	M12x1.75P	18
GDS-125-ASS	GDS-125-ARS	GDS-125-BSS	GDS-125-BRS	LUD	65° 75°	125	30	100	187-20	45-54	M12x1.75P	18
GDS-130-ASS	GDS-130-ARS	GDS-130-BSS	GDS-130-BRS	HUD	65° 75°	130	40	350	200-30	36-50	M16x2.0P	24
GDS-150-ASS	GDS-150-ARS	GDS-150-BSS	GDS-150-BRS	HUD	65° 75°	150	40	350	230-30	36-50	M16x2.0P	24
GDS-200-ASS	GDS-200-ARS	GDS-200-BSS	GDS-200-BRS	HUD	65° 75°	200	40	350	270-35	55-76	M16x2.0P	24

✓ Wheel types

LUD	HUD
	
<ul style="list-style-type: none"> • Cast PU(Shore A 90) • Aluminum core • 2 Ball bearings 	<ul style="list-style-type: none"> • Cast PU(Shore A 95) • Aluminum core • 2 Ball bearings

✓ Materials

	① Top plate : Pressed steel(100~125), Forged steel(130~200)
	② Frame : Aluminum
	③ Leg : Aluminum(100, 125, 200), Pressed steel(130, 150)
	④ Spring : Special rubber
	⑤ Wheel : Refer to wheel types
	⑥ Finish : Powder coating & Zinc galvanized

✓ Options

- FBL : Black finish is available.
- WEU : Anti-static Polyurethane(Black Color), Top plate Zinc galvanized ⚡



GDS-100-ASS-LUD-WEU-65°

GDSD series

Shock absorbing casters - Fine shock absorbing

kg 100 ~ 350 kg

✓ RoHS



- Equipment or carts in cleanroom
- Medical equipment
- Equipment or carts in need of shock absorbing
- Auto ware house
- Trolleys for hotel or restaurant



✓ Recommended Load = Load Cap. X 3 ✓ Temp. Range : -10 ~ 90°C

Swivel	Rigid	Swivel/Brake	WHEEL TYPES	Rubber								
					[mm]	[mm]	[Kg]	[mm]	[mm]	[mm]	[mm]	[mm]
GDSD-100-ASF	GDSD-100-ARF	-	LUD	65'	100	30x2	100	162.5-20	45~53	73x73	58x58	7
GDSD-130-ASF	GDSD-130-ARF	-	HUD	65'	130	40x2	350	227-30	50~66	95x95	70x70	11



✓ Recommended Load = Load Cap. X 3 ✓ Temp. Range : -10 ~ 90°C

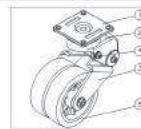
Swivel	Rigid	Swivel/Brake	WHEEL TYPES	Rubber							
					[mm]	[mm]	[Kg]	[mm]	[mm]	[mm]	[mm]
GDSD-100-ASS	GDSD-100-ARS	-	LUD	65'	100	30x2	100	162.5-20	45~53	M12x1.75P	18

✓ Wheel types



- | | |
|---|---|
| <p>LUD</p> <ul style="list-style-type: none"> • Cast PU(Shore A 90) • Aluminum core • 2 Ball bearings | <p>HUD</p> <ul style="list-style-type: none"> • Cast PU(Shore A 95) • Aluminum core • 2 Ball bearings |
|---|---|

✓ Materials



- | | |
|---|---|
| ① | Top plate : Pressed steel(100), Forged steel(130) |
| ② | Frame : Aluminum |
| ③ | Leg : Pressed steel |
| ④ | Spring : Special rubber |
| ⑤ | Wheel : Refer to wheel types |
| ⑥ | Finish : Powder coating & Zinc galvanized |

✓ Options

- WEU : Anti-static Polyurethane(Black Color), Top plate Zinc galvanized ⚡

GDSP series

Shock absorbing casters -
Towable by a power car within 20km/h

kg 360 ~ 450 kg









✓ RoHS



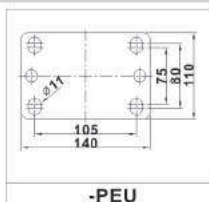
- Carts for automobile parts
- Trolleys in cleanroom
- Equipment or carts in need of shock absorbing
- Auto ware house
- Equipment or carts towed by a car



✓ Recommended Load = Load Cap. X 3 ✓ Temp. Range : -10 ~ 90°C

Swivel	Rigid	Swivel/Brake	Rigid/Brake	WHEEL TYPES	Rubber	 [mm]	 [mm]	 [Kg]	 [mm]	 [mm]	 [mm]	 [mm]	 [mm]
GDSP-150-ASF	GDSP-150-ARF	GDSP-150-BSF	GDSP-150-BRF	MUD	65'	150	48	360	202-14	48~53	158x114	133x86 125x62	13
GDSP-200-ASF	GDSP-200-ARF	GDSP-200-BSF	GDSP-200-BRF	MUD	75'	200	48	450	253-15	65~75	158x114	133x86 125x62	13

✓ Plate type

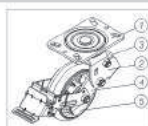


✓ Wheel types



- Cast PU(Shore A 95)
- Aluminum core
- 2 Ball bearings

✓ Materials



- | |
|--------------------------------|
| ① Top plate : Pressed steel |
| ② Frame : Pressed steel |
| ③ Leg : Pressed steel |
| ④ Spring : Special rubber |
| ⑤ Wheel : Refer to wheel types |
| ⑥ Finish : Zinc galvanized |

✓ Options

- DL : Directional lock is available(2 way directional lock).



GDSP-150-ASF-MUD-DL

GSST series

Shock absorbing casters -
Towable by a power car within 20km/h

kg 400 ~ 1,350 kg









✓ RoHS



- Carts for automobile parts
- Trolleys in cleanroom
- Equipment or carts in need of shock absorbing
- Auto ware house
- Equipment or carts towed by a car



✓ Recommended Load = Load Cap. X 3 ✓ Temp. Range : -10 ~ 90°C

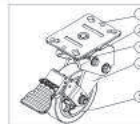
Swivel	Rigid	Swivel/Brake	WHEEL TYPES	Rubber								
					[mm]	[mm]	[Kg]	[mm]	[mm]	[mm]	[mm]	[mm]
GSST-130-ASF	GSST-130-ARF	GSST-130-BSF	HUD	65° 75°	130	40	400	200-21	46-55	160x120	135x85 125x65	15
GSST-150-ASF	GSST-150-ARF	GSST-150-BSF	HUD	65° 75°	150	40	400	232-30	46-61	160x120	135x85 125x65	15
GSST-200-ASF	GSST-200-ARF	GSST-200-BSF	HUD	65° 75°	200	40	400	276-30	50-70	160x120	135x85 125x65	15
GSST-200W-ASF	GSST-200W-ARF	-	HUD	75°	200	48	500	279-30	50-68	160x135	140x105 105x80	14
GSST-250-ASF	GSST-250-ARF	-	HUD	65° 75°	250	60	1,350	362-30	78-92	175x140	148x111 132x99	14

✓ Wheel types



- Cast PU(Shore A 95)
- Aluminum core
- 2 Ball bearings

✓ Materials



- | | |
|---|---|
| ① | Top plate : Forged steel |
| ② | Frame : Pressed steel |
| ③ | Leg : Pressed steel |
| ④ | Spring : Special rubber |
| ⑤ | Wheel : Refer to wheel types |
| ⑥ | Finish : Powder coating & Zinc galvanized |


✓ Options

G series

Shock absorbing casters - Fine shock absorbing

kg 100 ~ 120 kg









✓ RoHS



- Carts for material handling purpose in industrial fields
- Equipment or carts in cleanroom
- Equipment or carts in need of shock absorbing



✓ Recommended Load = Load Cap. X 3 ✓ Temp. Range : -10 ~ 90°C

Swivel	Rigid	Swivel/Brake	Rigid/Brake	WHEEL TYPES	Rubber								
						[mm]	[mm]	[Kg]	[mm]	[mm]	[mm]	[mm]	[mm]
G-100-ASF	G-100-ARF	G-100-BSF	G-100-BRF	TUS	50°	100	30	100	150-10	45~50	100x85	80x60 77x45	9
				HRS									
				TUD									
				HRD									
				LUD									
G-125-ASF	G-125-ARF	G-125-BSF	G-125-BRF	TUS	70°	125	30	110	177.5-10	50~55	100x85	80x60 77x45	9
				HRS									
				TUD									
				HRD									
				LUD									
G-150-ASF	G-150-ARF	G-150-BSF	G-150-BRF	TUD	70°	150	30	110	200-10	50~57	100x85	80x60 77x45	9
				HRD									
				LUD									

✓ Wheel types

TUS  <ul style="list-style-type: none"> • Injection PU(Shore A 92) • PP core • 1 ball bearing 	HRS  <ul style="list-style-type: none"> • Rubber(Shore A 85) • PP core • 1 ball bearing 	TUD  <ul style="list-style-type: none"> • Injection PU(Shore A 92) • PP core • 2 ball bearing
HRD  <ul style="list-style-type: none"> • Rubber(Shore A 85) • PP core • 2 ball bearing 	LUD  <ul style="list-style-type: none"> • Cast PU(Shore A 90) • Aluminum core • 2 ball bearing 	

✓ Materials

	① Top plate : Pressed steel
	② Frame : Pressed steel
	③ Leg : Pressed steel
	④ Spring : Special rubber
	⑤ Wheel : Refer to wheel types
	⑥ Finish : Zinc galvanized

✓ Options

- WEU : Anti-static wheel is available. (Black) ⚡

G series

Shock absorbing casters - Fine shock absorbing









kg 100 ~ 120 kg

✓ RoHS

- Carts for material handling purpose in industrial fields
- Equipment or carts in cleanroom
- Equipment or carts in need of shock absorbing



√ Recommended Load = Load Cap. X 3 √ Temp. Range : -10 ~ 90°C

Swivel		Swivel/Brake		WHEEL TYPES	Rubber						
						[mm]	[mm]	[Kg]	[mm]	[mm]	[mm]
G-100-ASS	-	G-100-BSS	-	TUS	50°	100	30	100	150-10	45~50	12.5
				HRS							
				TUD							
				HRD							
				LUD							
G-125-ASS	-	G-125-BSS	-	TUS	70°	125	30	110	177.5-10	50~55	12.5
				HRS							
				TUD							
				HRD							
				LUD							
G-150-ASS	-	G-150-BSS	-	TUD	70°	150	30	110	200-10	50~57	12.5
				HRD							
				LUD							

√ Wheel types

TUS



- Injection PU(Shore A 92)
- PP core
- 1 ball bearing

HRS



- Rubber(Shore A 85)
- PP core
- 1 ball bearing

TUD



- Injection PU(Shore A 92)
- PP core
- 2 ball bearing

HRD



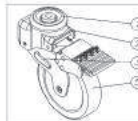
- Rubber(Shore A 85)
- PP core
- 2 ball bearing

LUD



- Cast PU(Shore A 90)
- Aluminum core
- 2 ball bearing

√ Materials



- ① Top plate : Pressed steel
- ② Frame : Pressed steel
- ③ Leg : Pressed steel
- ④ Spring : Special rubber
- ⑤ Wheel : Refer to wheel types
- ⑥ Finish : Zinc galvanized

√ Options

- WEU : Anti-static wheel is available. (Black) ⚡

GXTD series

AGV casters

kg 350 ~ 3,500 kg









✓ RoHS



- Moving for heavy size equipment
- Heavy duty purpose carts
- Heavy duty AGV (Inquiry is necessary)
- Available within 4km/h



✓ Recommended Load = Load Cap. X 3 ✓ Temp. Range : -10 ~ 90°C

Swivel	Rigid	Swivel/Brake	WHEEL TYPES	 [mm]	 [mm]	 [Kg]	 [mm]	 [mm]	 [mm]	 [mm]	 [mm]
GXTD-100-ASF	GXTD-100-ARF	-	HUD	100	29x2	350	156	35	140x112	110x75 105x80	11
GXTD-110-ASF	GXTD-110-ARF	-	HUD	110	29x2	400	156	30	112x112	88x88	9
GXTD-150-ASF	GXTD-150-ARF	-	HUD	150	40x2	600	200	35	145x130	115x100	11
GXTD-200-ASF	GXTD-200-ARF	-	HUD	200	65x2	1,500	265	50	210x210	170x170	17
GXTD-250-ASF	GXTD-250-ARF	-	HUD	250	78x2	3,200	330	70	255x215	210x160	18
GXTD-300-ASF	GXTD-300-ARF	-	HUD	300	78x2	3,500	390	80	255x215	210x160	18

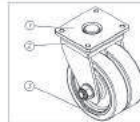
✓ Wheel types

HUD



- Cast PU(Shore A 95)
- Steel core
- 2 Ball bearings

✓ Materials



- | | |
|---|---|
| ① | Top plate : Forged steel / Carbon steel |
| ② | Frame : Carbon steel |
| ③ | Wheel : Refer to wheel types |
| ④ | Finish : Powder coating & Zinc galvanized |

✓ Options

- Order-made is available
- Inquiry is necessary for the usage of AGV
- Brake type(BSF, BRF) is available

GSAD series

AGV casters - dual swivel head, easier turning











kg 350 ~ 600 kg

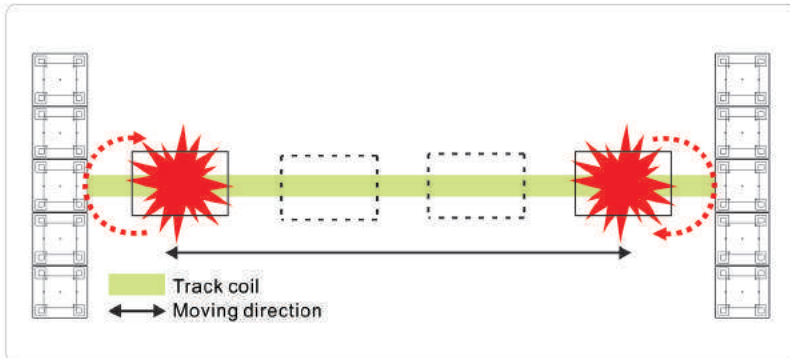
✓ RoHS

- Equipment requiring small swivel radius of casters.
- Stabilizing casters for AGVs
- Equipment with risk of getting out of track while reversing

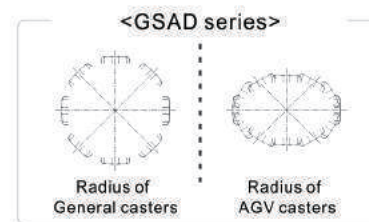


✓ Recommended Load = Load Cap. X 3 ✓ Temp. Range : -10 ~ 90°C

Swivel	Rigid	Swivel/Brake	WHEEL TYPES	 [mm]	 [mm]	 [Kg]	 [mm]	 [mm]	 [mm]	 [mm]	 [mm]
GSAD-110-ASF	-	-	HUD	110	29x2	400	190	15~35	112x112	92x92	9
GSAD-150-ASF	-	-	HUD	150	40x2	600	235	15~35	145x130	115x100	11



Smaller swivel radius helps AGV's decrease sensor errors noticeably while AGV's are reversing (with 180° rotation of swivel caster at the same position).



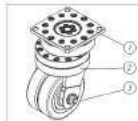
✓ Wheel types

HUD



- Cast PU(Shore A 95)
- Steel core
- 2 Ball bearings

✓ Materials



- ① Top plate : Carbon steel
- ② Frame : Carbon steel
- ③ Wheel : Refer to wheel types
- ④ Finish : Powder coating & Zinc galvanized

✓ Options

- Order-made is available

GXTS series

AGV Casters - Shock absorbing caster









kg 400 kg

✓ RoHS

- Stabilizing casters for AGVs
- Equipment that distribution of even load is required
- Heavy size equipment or carts in need of shock absorbing



✓ Recommended Load = Load Cap. X 3 ✓ Temp. Range : -10 ~ 90°C

Swivel	Rigid	Swivel/Brake	WHEEL TYPES	 [mm]	 [mm]	 [Kg]	 [mm]	 [mm]	 [mm]	 [mm]	 [mm]
GXTS-100-ASF	-	-	HUQ	100	50	400	169-14	35~39	112x112	88x88	9

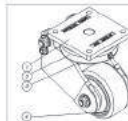
✓Wheel types

HUQ



- Cast PU(Shore A 95)
- Steel core
- 4 Ball bearings

✓Materials



- | |
|---|
| ① Top plate : Carbon steel / Forged steel |
| ② Frame : Carbon steel |
| ③ Spring : Special rubber |
| ④ Wheel : Refer to wheel types |
| ⑤ Finish : Powder coating & Zinc galvanized |

✓Options

- Order-made is available

GXTA series









AGV Casters

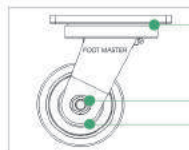
kg 400 kg

✓ RoHS



✓ Recommended Load = Load Cap. X 3 ✓ Temp. Range : -10 ~ 90°C

Swivel	Rigid	Swivel/Brake	WHEEL TYPES	 [mm]	 [mm]	 [Kg]	 [mm]	 [mm]	 [mm]	 [mm]	 [mm]
GXTA-100-ASF	GXTA-100-ARF	-	HUQ	100	50	400	156	35	140x112	110x75 105x80	11



- Adjustment between a plate and a frame; special heated processing
- Adjustment between a frame and wheels; 4 bearings + highest quality bearings
- Quality polyurethane; Highest quality polyurethane materials

✓ Wheel types

HUQ



- Cast PU(Shore A 95)
- Steel core
- 4 Ball bearings

✓ Materials



- ① Top plate : Forged steel
- ② Frame : Carbon steel
- ③ Wheel : Refer to wheel types
- ④ Finish : Powder coating & Zinc galvanized

✓ Options

- Order-made is available

GLH series

Compact casters

kg 550 ~ 750 kg









✓ RoHS



- Semiconductor equipment
- Test equipment
- Light automated machines
- Medical appliances
- Heavy size equipment











✓ Recommended Load = Load Cap. X 3 ✓ Temp. Range : -10 ~ 90°C

Swivel	Rigid	Swivel/Brake	WHEEL TYPES	 [mm]	 [mm]	 [Kg]	 [mm]	 [mm]	 [mm]	 [mm]	 [mm]
GLH-60-ASF	-	GLH-60-BSF	NYQ	60	55	550	92	25	90x90	70x70	9
GLH-75-ASF	-	GLH-75-BSF	NYD	75	55	700	107	25	90x90	70x70	9



✓ Recommended Load = Load Cap. X 3 ✓ Temp. Range : -10 ~ 90°C

Swivel	Rigid	Swivel/Brake	WHEEL TYPES	 [mm]	 [mm]	 [Kg]	 [mm]	 [mm]	 [mm]	 [mm]	 [mm]
GLH-60-ASF-PPHS	-	GLH-60-BSF-PPHS	NYQ	60	55	600	98	25	100x100	78x78 64x64	10.5
GLH-75-ASF-PPHS	-	GLH-75-BSF-PPHS	NYD	75	55	750	113	25	100x100	78x78 64x64	10.5

✓ Wheel types

NYD



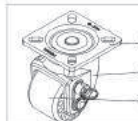
- Nylon(Shore D 70)
- 2 ball bearings

NYQ



- Nylon(Shore D 70)
- 4 ball bearings

✓ Materials



- ① Top plate : Pressed steel
- ② Frame : Aluminum
- ③ Wheel : Refer to wheel types
- ④ Finish : Powder coating & Zinc galvanized

✓ Options

GLH series

Compact casters

kg 600 ~ 750 kg









✓ RoHS



- Semiconductor equipment
- Test equipment
- Light automated machines
- Medical appliances
- Heavy size equipment











✓ Recommended Load = Load Cap. X 3 ✓ Temp. Range : -10 ~ 90°C

Swivel	Rigid	Swivel/Brake	WHEEL TYPES	 [mm]	 [mm]	 [Kg]	 [mm]	 [mm]	 [mm]	 [mm]	 [mm]
GLH-60-ASF-PEU	-	GLH-60-BSF-PEU	NYQ	60	55	600	98	25	100x85	80x60 77x45	9
GLH-75-ASF-PEU	-	GLH-75-BSF-PEU	NYD	75	55	750	113	25	100x85	80x60 77x45	9



✓ Recommended Load = Load Cap. X 3 ✓ Temp. Range : -10 ~ 90°C

Swivel	Rigid	Swivel/Brake	WHEEL TYPES	 [mm]	 [mm]	 [Kg]	 [mm]	 [mm]	 [mm]	 [mm]	 [mm]
GLH-60-ASF-PUS	-	GLH-60-BSF-PUS	NYQ	60	55	600	98	25	115x102	92x66 76x76	11
GLH-75-ASF-PUS	-	GLH-75-BSF-PUS	NYD	75	55	750	113	25	115x102	92x66 76x76	11

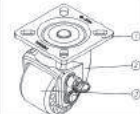
✓ Wheel types



- Nylon(Shore D 70)
- 2 ball bearings

- Nylon(Shore D 70)
- 4 ball bearings

✓ Materials

	① Top plate : Pressed steel
	② Frame : Aluminum
	③ Wheel : Refer to wheel types
	④ Finish : Powder coating & Zinc galvanized

✓ Options

JS series

Compact casters











kg 400 ~ 700 kg

✓ RoHS

- Moving for heavy size equipment
- Heavy duty purpose carts











√ Recommended Load = Load Cap. X 3 √ Temp. Range : -10 ~ 90°C




Swivel	Rigid	Swivel/Brake	WHEEL TYPES	 [mm]	 [mm]	 [Kg]	 [mm]	 [mm]	 [mm]	 [mm]	 [mm]
JS-60-ASF	JS-60-ARF	-	NYD	60	48	500	87	21	105x80	86x61	9
			MCD			600					
			HUD			400					
JS-70-ASF	JS-70-ARF	-	NYD	70	48	600	97	21	105x80	86x61	9
			MCD			700					
			HUD			500					



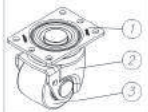
√ Recommended Load = Load Cap. X 3 √ Temp. Range : -10 ~ 90°C

Swivel	Rigid	Swivel/Brake	WHEEL TYPES	 [mm]	 [mm]	 [Kg]	 [mm]	 [mm]	 [mm]	 [mm]	 [mm]
JS-60-ASS	-	-	NYD	60	48	500	98	21	M20x2.5	40	30
			MCD			500					
			HUD			400					
JS-70-ASS	-	-	NYD	70	48	500	108	21	M20x2.5	40	30
			MCD			500					
			HUD			500					

√Wheel types

HUD	MCD	NYD
		
<ul style="list-style-type: none"> • Cast PU(Shore A 95) • Aluminum core • 2 Ball bearings 	<ul style="list-style-type: none"> • MC nylon(Shore D 80) • 2 Ball bearings 	<ul style="list-style-type: none"> • Nylon(Shore D70) • 2 Ball bearings

√Materials

	① Top plate : Pressed steel
	② Frame : Pressed steel
	③ Wheel : Refer to wheel types
	④ Finish : Zinc galvanized

√Options

PL series

Heat resisting casters

High temp.

kg 60 ~ 100 kg

✓ RoHS









- Carts for hospitals, hotels or restaurants
- Carts for oven, clean room
- Carts for steam room

Temperature

-10 / +250°C



√ Recommended Load = Load Cap. X 3 √ Temp. Range : -10 ~ 250°C

Swivel	Rigid	Swivel/Brake	WHEEL TYPES	 [mm]	 [mm]	 [Kg]	 [mm]	 [mm]	 [mm]	 [mm]	 [mm]
PL-75-ASF	PL-75-ARF	-	FRD	75	30	60	112.5	40	95x64	78x45 72x45	9
PL-100-ASF	PL-100-ARF	-	FRD	100	30	80	137.5	40	95x64	78x45 72x45	9
PL-125-ASF	PL-125-ARF	-	FRD	125	30	100	162.5	40	95x64	78x45 72x45	9

√Wheel types

FRD



- Fluoro rubber(Shore A85)
- Aluminum core
- 2 Ball bearings

√Materials



- ① Top plate : Pressed steel
- ② Frame : Pressed steel
- ③ Wheel : Refer to wheel types
- ④ Finish : Zinc galvanized

√Options

PL series

Heat resisting casters

High temp.

kg 60 ~ 100 kg

✓ RoHS









- Carts for hospitals, hotels or restaurants
- Carts for oven, clean room
- Carts for steam room

Temperature

-10 / +250°C



√ Recommended Load = Load Cap. X 3 √ Temp. Range : -10 ~ 250°C

Swivel	Rigid	Swivel/Brake	WHEEL TYPES	 [mm]	 [mm]	 [Kg]	 [mm]	 [mm]	 [mm]	 [mm]	 [mm]
PL-75-ASF	-	-	FRD	75	30	60	123	40	5/8"-11UNC M12x1.75P 1/2"-12UNC	10.5+25	22
PL-100-ASF	-	-	FRD	100	30	80	148	40	5/8"-11UNC M12x1.75P 1/2"-12UNC	10.5+25	22
PL-125-ASF	-	-	FRD	125	30	100	173	40	5/8"-11UNC M12x1.75P 1/2"-12UNC	10.5+25	22

√Wheel types

FRD



- Fluoro rubber(Shore A85)
- Aluminum core
- 2 Ball bearings

√Materials



- | |
|--------------------------------|
| ① Top plate : Pressed steel |
| ② Frame : Pressed steel |
| ③ Wheel : Refer to wheel types |
| ④ Finish : Zinc galvanized |

√Options

SGDN(Stainless) series

Stainless Leveling casters
one moving and one set/anti-vibration









kg 250 ~ 500 kg

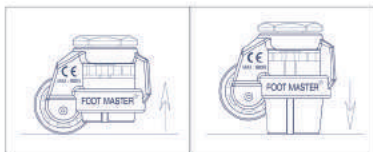
✓ RoHS

- Carts for Kitchen, restaurant, hotel
- Carts for school feeding
- Tester, Measuring instrument, Precision Machine
- Vending Machine, ATM, General machine
- Communication equipment, Medical appliances



✓ Recommended Load = Load Cap. X 2 ✓ Temp. Range : -10 ~ 90°C

SGDN	-	-	WHEEL TYPES	 [mm]	 [mm]	 [Kg]	 [mm]	 [mm]	 [mm]	 [mm]	 [mm]
SGDN-60-F	-	-	NYN	50	25	280	82+10	38	73x73	58x58	7
			MCN		25						
SGDN-80-F	-	-	NYN	63	28	550	103+15	46	90x90	70x70	9
			MCN		28						



One moving and one set / a caster combined with a leveler

FOOT MASTER® leveling casters are Innovative multi-functional products.

- Moving a piece of equipment into a desired location and setting the unit into the exact position is easier, FOOT MASTER® leveling casters offer a smart solution.
- In addition, this pad allows for mirror adjustments in leveling requirements, helping the equipment positioned safely.
- Production lines where layout change is sometimes required would be ideal for FOOT MASTER® leveling casters .

✓Wheel Options



• Nylon(Shore D 70)

• MC nylon(Shore D 80)

✓Materials

	① Top plate : Stainless steel
	② Frame : Stainless steel
	③ Handle : ABS
	④ Cushion : NBR
	⑤ Wheel : Refer to wheel types
	⑥ Finish : Electrolytic Polishing

✓Options

- CEN : Anti-static cushion is available. ⚡
- CUR : PU cushion is available.



CEN

CUR

SGDN(Stainless) series

Stainless Leveling casters
one moving and one set/anti-vibration








kg 250 ~ 500 kg

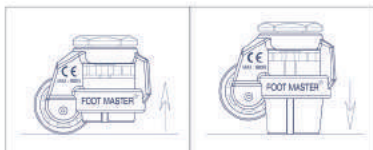
✓ RoHS



- Carts for Kitchen, restaurant, hotel
- Carts for school feeding
- Tester, Measuring instrument, Precision Machine
- Vending Machine, ATM, General machine
- Communication equipment, Medical appliances

✓ Recommended Load = Load Cap. X 2 ✓ Temp. Range : -10 ~ 90°C

SGDN	-	-	WHEEL TYPES	 [mm]	 [mm]	 [Kg]	 [mm]	 [mm]	 [mm]	 [mm]
SGDN-60-S	-	-	NYN	50	25	280	82+10	38	M12x1.75P	18
			MCN		25					
SGDN-80-S	-	-	NYN	63	28	550	103+15	46	M12x1.75P	16
			MCN		28					



One moving and one set / a caster combined with a leveler

FOOT MASTER® leveling casters are Innovative multi-functional products.

- Moving a piece of equipment into a desired location and setting the unit into the exact position is easier, FOOT MASTER® leveling casters offer a smart solution.
- In addition, this pad allows for mirror adjustments in leveling requirements, helping the equipment positioned safely.
- Production lines where layout change is sometimes required would be ideal for FOOT MASTER® leveling casters .

✓Wheel Options



- Nylon(Shore D 70)
- MC nylon(Shore D 80)

✓Materials



- | |
|-----------------------------------|
| ① Top plate : Stainless steel |
| ② Frame : Stainless steel |
| ③ Handle : ABS |
| ④ Cushion : NBR |
| ⑤ Wheel : Refer to wheel types |
| ⑥ Finish : Electrolytic Polishing |

✓Options

- CEN : Anti-static cushion is available. ⚡
- CUR : PU cushion is available.




CEN

CUR

SGL(Stainless) series

Stainless light duty casters










kg 65 ~ 100 kg

✓ RoHS







- Carts for kitchen, restaurant, hotel
- Carts for school feeding
- Medical appliances



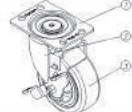
✓ Recommended Load = Load Cap. X 3 ✓ Temp. Range : -10 ~ 90°C

Swivel	Rigid	Swivel/Brake	WHEEL TYPES	 [mm]	 [mm]	 [Kg]	 [mm]	 [mm]	 [mm]	 [mm]
SGL-75-ASF	SGL-75-ARF	SGL-75-BSF	TUN	75	25	65	105	95x64	78x45 72x45	9
			HRN							
			TUSS							
			HRSS							
SGL-100-ASF	SGL-100-ARF	SGL-100-BSF	TUN	100	30	90	130	95x64	78x45 72x45	9
			HRN							
			TUSS							
			HRSS							
			TUD							
SGL-125-ASF	SGL-125-ARF	SGL-125-BSF	TUN	125	30	100	157	95x64	78x45 72x45	9
			HRN							
			TUSS							
			HRSS							
			HRD							

✓ Wheel types

TUN  <ul style="list-style-type: none"> • Injection PU(Shore A 92) • PP core 	HRN  <ul style="list-style-type: none"> • Rubber(Shore A 85) • PP core 	TUSS  <ul style="list-style-type: none"> • Injection PU(Shore A 92) • PP core • 1Stainless Ball bearing
HRSS  <ul style="list-style-type: none"> • Rubber(Shore A 85) • PP core • 1Stainless Ball bearing 	TUD  <ul style="list-style-type: none"> • Injection PU(Shore A 92) • PP core • 2 Stainless Ball bearings 	HRD  <ul style="list-style-type: none"> • Rubber(Shore A 85) • PP core • 2 Stainless Ball bearings

✓ Materials

	① Top plate : Stainless steel
	② Frame : Stainless steel
	③ Wheel : Refer to wheel types


✓ Options

SGL(Stainless) series

Stainless light duty casters

kg 65 ~ 100 kg









✓ RoHS









- Carts for kitchen, restaurant, hotel
- Carts for school feeding
- Medical appliances



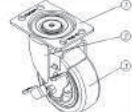
√ Recommended Load = Load Cap. X 3 √ Temp. Range : -10 ~ 90°C

Swivel	Rigid	Swivel/Brake	WHEEL TYPES	 [mm]	 [mm]	 [Kg]	 [mm]	 [mm]	 [mm]	 [mm]	 [mm]
SGL-75-ASS	-	SGL-75-BSS	TUN	75	25	65	115	40	5/8"-11 UNC	10+25	22
			HRN								
			TUSS								
			HRSS								
SGL-100-ASS	-	SGL-100-BSS	TUN	100	30	90	140	37	5/8"-11 UNC	10+25	22
			HRN								
			TUSS								
			HRSS								
			TUD								
SGL-125-ASS	-	SGL-125-BSS	TUN	125	30	100	167	35	5/8"-11 UNC	10+25	22
			HRN								
			TUSS								
			HRSS								
			HRD								

√Wheel types

TUN  <ul style="list-style-type: none"> • Injection PU(Shore A 92) • PP core 	HRN  <ul style="list-style-type: none"> • Rubber(Shore A 85) • PP core 	TUSS  <ul style="list-style-type: none"> • Injection PU(Shore A 92) • PP core • 1Stainless Ball bearing
HRSS  <ul style="list-style-type: none"> • Rubber(Shore A 85) • PP core • 1Stainless Ball bearing 	TUD  <ul style="list-style-type: none"> • Injection PU(Shore A 92) • PP core • 2 Stainless Ball bearings 	HRD  <ul style="list-style-type: none"> • Rubber(Shore A 85) • PP core • 2 Stainless Ball bearings

√Materials

	① Top plate : Stainless steel
	② Frame : Stainless steel
	③ Wheel : Refer to wheel types

√Options

SPM(Stainless) series

Stainless medium duty casters

kg 180 ~ 210 kg








✓ RoHS



- Carts for school feeding
- Carts for hospitals, hotels
- Carts for salt water applications
- Carts for pharmaceutical Industries, fishery/aquariums



✓ Recommended Load = Load Cap. X 3 ✓ Temp. Range : -10 ~ 90°C


Swivel	Rigid	Swivel/Brake	WHEEL TYPES								
				[mm]	[mm]	[Kg]	[mm]	[mm]	[mm]	[mm]	
SPM-130-ASF	SPM-130-ARF	SPM-130-BSF	HRD	130	48	180	162	50	115x102	92x66 76x76	11
			MCD			400					
SPM-150-ASF	SPM-150-ARF	SPM-150-BSF	HRD	150	48	210	190	50	115x102	92x66 76x76	11
			MCD			400					

✓ Wheel types



- HRD: Rubber(Shore A 85), PP core, 2 Stainless Ball bearings
- MCD: MC nylon(Shore D 80), 2 Stainless Ball bearings

✓ Materials

	① Top plate : Stainless steel
	② Frame : Stainless steel
	③ Wheel : Refer to wheel types
	④ Finish : Electrolytic Polishing

✓ Options

GL series

Light duty casters









kg 40 ~ 100 kg

✓ RoHS

- Chairs, Furniture Trolleys
- Display stands
- Medical appliances



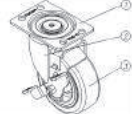
✓ Recommended Load = Load Cap. X 3 ✓ Temp. Range : -10 ~ 90°C

Swivel	Rigid	Swivel/Brake	WHEEL TYPES	 [mm]	 [mm]	 [Kg]	 [mm]	 [mm]	 [mm]	 [mm]	 [mm]
GL-50-ASF	GL-50-ARF	GL-50-BSF	TUN	50	24	40	70	22	[SF] 65x48	54x24	7
			HRN								
GL-65-ASF	GL-65-ARF	GL-65-BSF	TUN	64	24	50	82	22	[RF] 65x38	54x24	7
			HRN								
GL-75-ASF	GL-75-ARF	GL-75-BSF	TUN	75	25	65	105	40	95x64	78x45 72x45	9
			HRN		25						
			TUS		25						
			HRS		25						
			SUNS		25						
GL-100-ASF	GL-100-ARF	GL-100-BSF	TUN	100	30	90	130	37	95x64	78x45 72x45	9
			HRN		30						
			TUS		30						
			HRS		30						
			TUD		30						
			HRD		30						
			SUND		30						
GL-125-ASF	GL-125-ARF	GL-125-BSF	TUN	125	30	100	157	35	95x64	78x45 72x45	9
			HRN		30						
			TUS		30						
			HRS		30						
			TUD		30						
			HRD		30						
			SUND		30						

✓ Wheel types

TUN  <ul style="list-style-type: none"> • Injection PU(Shore A 92) • PP core 	HRN  <ul style="list-style-type: none"> • Rubber(Shore A 85) • PP core 	TUS  <ul style="list-style-type: none"> • Injection PU(Shore A 92) • PP core • 1 Ball bearing
HRS  <ul style="list-style-type: none"> • Rubber(Shore A 85) • PP core • 1 Ball bearing 	SUNS  <ul style="list-style-type: none"> • Cast PU (Shore A 70) • Nylon core • 1 Ball bearing 	TUD  <ul style="list-style-type: none"> • Injection PU(Shore A 92) • PP core • 2 Ball bearings
HRD  <ul style="list-style-type: none"> • Rubber(Shore A 85) • PP core • 2 Ball bearings 	SUND  <ul style="list-style-type: none"> • Cast PU (Shore A 70) • Nylon core • 2 Ball bearings 	

✓ Materials

	① Top plate : Pressed steel
	② Frame : Pressed steel
	③ Wheel : Refer to wheel types
	④ Finish : Zinc galvanized

✓ Options


GL series

Light duty casters









kg 40 ~ 100 kg

✓ RoHS

- Chairs, Furniture Trolleys
- Display stands
- Medical appliances



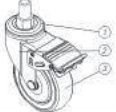
✓ Recommended Load = Load Cap. X 3 ✓ Temp. Range : -10 ~ 90°C

Swivel	Rigid	Swivel/Brake	WHEEL TYPES	 [mm]	 [mm]	 [Kg]	 [mm]	 [mm]	 [mm]	 [mm]	 [mm]
GL-50-ASS	-	GL-50-BSS	TUN	50	24	40	77	22	1/2"-12UNC	7.5+18	17
			HRN								
GL-65-ASS	-	GL-65-BSS	TUN	64	24	50	89.5	22	1/2"-12UNC	7.5+18	17
			HRN								
GL-75-ASS	-	GL-75-BSS	TUN	75	25	65	115	40	5/8"-11UNC M12x1.75P 1/2"-12UNC	10+25	22
			HRN		25						
			TUS		25						
			HRS		25						
			SUNS		25						
GL-100-ASS	-	GL-100-BSS	TUN	100	30	90	140	37	5/8"-11UNC M12x1.75P 1/2"-12UNC	10+25	22
			HRN		30						
			TUS		30						
			HRS		30						
			TUD		30						
			HRD		30						
			SUND		30						
GL-125-ASS	-	GL-125-BSS	TUN	125	30	100	167	35	5/8"-11UNC M12x1.75P 1/2"-12UNC	10+25	22
			HRN		30						
			TUS		30						
			HRS		30						
			TUD		30						
			HRD		30						
			SUND		30						

✓ Wheel types

TUN  <ul style="list-style-type: none"> • Injection PU(Shore A 92) • PP core 	HRN  <ul style="list-style-type: none"> • Rubber(Shore A 85) • PP core 	TUS  <ul style="list-style-type: none"> • Injection PU(Shore A 92) • PP core • 1 Ball bearing
HRS  <ul style="list-style-type: none"> • Rubber(Shore A 85) • PP core • 1 Ball bearing 	SUNS  <ul style="list-style-type: none"> • Cast PU (Shore A 70) • Nylon core • 1 Ball bearing 	TUD  <ul style="list-style-type: none"> • Injection PU(Shore A 92) • PP core • 2 Ball bearings
HRD  <ul style="list-style-type: none"> • Rubber(Shore A 85) • PP core • 2 Ball bearings 	SUND  <ul style="list-style-type: none"> • Cast PU (Shore A 70) • Nylon core • 2 Ball bearings 	

✓ Materials

	① Top plate : Pressed steel
	② Frame : Pressed steel
	③ Wheel : Refer to wheel types
	④ Finish : Zinc galvanized

✓ Options

PL series

Light duty casters - Dual Lock - Wheel & Top Plate

kg 75 ~ 120 kg








✓ RoHS



- Carts for hospitals, hotels or restaurants
- Carts in libraries or other quiet places
- Carts for light duty material handling purpose




✓ Recommended Load = Load Cap. X 3 ✓ Temp. Range : -10 ~ 90°C

Swivel	Rigid	Swivel/Brake	WHEEL TYPES	 [mm]	 [mm]	 [Kg]	 [mm]	 [mm]	 [mm]	 [mm]	
PL-75-ASF	PL-75-ARF	PL-75-BSF	TUS	75	25	75	112.5	40	95x64	78x45 72x45	9
			HRS		25	75					
			SUNS		25	75					
			LUD		30	90					
PL-100-ASF	PL-100-ARF	PL-100-BSF	TUS	100	30	100	137.5	40	95x64	78x45 72x45	9
			HRS		30	100					
			TUD		30	100					
			HRD		30	100					
			SUND		30	100					
			LUD		30	120					
PL-125-ASF	PL-125-ARF	PL-125-BSF	TUS	125	30	110	162.5	40	95x64	78x45 72x45	9
			HRS		30	110					
			TUD		30	110					
			HRD		30	110					
			SUND		30	110					
			LUD		30	120					
PL-150-ASF	PL-150-ARF	PL-150-BSF	TUD	150	30	110	188	40	95x64	78x45 72x45	9
			HRD		30	110					
			LUD		30	120					

✓ Wheel types

TUS  <ul style="list-style-type: none"> • Injection PU(Shore A 92) • PP core • 1 Ball bearing 	HRS  <ul style="list-style-type: none"> • Rubber(Shore A 85) • PP core • 1 Ball bearing 	SUNS  <ul style="list-style-type: none"> • Cast PU(Shore A 70) • Nylon core • 1 Ball bearing
TUD  <ul style="list-style-type: none"> • Injection PU(Shore A 92) • PP core • 2 Ball bearing 	HRD  <ul style="list-style-type: none"> • Rubber(Shore A 85) • PP core • 2 Ball bearing 	SUND  <ul style="list-style-type: none"> • Cast PU(Shore A 70) • Nylon core • 2 Ball bearing
LUD  <ul style="list-style-type: none"> • Cast PU(Shore A 90) • Aluminum core • 2 Ball bearings 		

✓ Materials

	① Top plate : Pressed steel
	② Frame : Pressed steel
	③ Wheel : Refer to wheel types
	④ Finish : Powder coating & Zinc galvanized

✓ Options

- FZN : Zinc galvanized frame is available.
- WEU : Anti-static wheel is available(Black) / Zinc galvanized frame. ⚡




PL-100-BSF-LUD-FZN-WEU

PL series

Light duty casters - Dual Lock - Wheel & Top Plate

kg 75 ~ 120 kg









✓ RoHS



- Carts for hospitals, hotels or restaurants
- Carts in libraries or other quiet places
- Carts for light duty material handling purpose



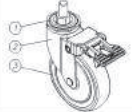
✓ Recommended Load = Load Cap. X 3 ✓ Temp. Range : -10 ~ 90°C

Swivel	Rigid	Swivel/Brake	WHEEL TYPES	 [mm]	 [mm]	 [Kg]	 [mm]	 [mm]	 [mm]	 [mm]	 [mm]
PL-75-ASS	-	PL-75-BSS	TUS	75	25	75	123	40	5/8"-11UNC M12x1.75P 1/2"-12UNC	10.5+25	22
			HRS		25	75					
			SUNS		25	75					
			LUD		30	90					
PL-100-ASS	-	PL-100-BSS	TUS	100	30	100	148	40	5/8"-11UNC M12x1.75P 1/2"-12UNC	10.5+25	22
			HRS		30	100					
			TUD		30	100					
			HRD		30	100					
			SUND		30	100					
			LUD		30	120					
PL-125-ASS	-	PL-125-BSS	TUS	125	30	110	173	40	5/8"-11UNC M12x1.75P 1/2"-12UNC	10.5+25	22
			HRS		30	110					
			TUD		30	110					
			HRD		30	110					
			SUND		30	110					
			LUD		30	120					
PL-150-ASS	-	PL-150-BSS	TUD	150	30	110	198.5	40	5/8"-11UNC M12x1.75P 1/2"-12UNC	10.5+25	22
			HRD		30	110					
			LUD		30	120					

✓ Wheel types

TUS  <ul style="list-style-type: none"> • Injection PU(Shore A 92) • PP core • 1 Ball bearing 	HRS  <ul style="list-style-type: none"> • Rubber(Shore A 85) • PP core • 1 Ball bearing 	SUNS  <ul style="list-style-type: none"> • Cast PU(Shore A 70) • Nylon core • 1 Ball bearing
TUD  <ul style="list-style-type: none"> • Injection PU(Shore A 92) • PP core • 2 Ball bearing 	HRD  <ul style="list-style-type: none"> • Rubber(Shore A 85) • PP core • 2 Ball bearing 	SUND  <ul style="list-style-type: none"> • Cast PU(Shore A 70) • Nylon core • 2 Ball bearing
LUD  <ul style="list-style-type: none"> • Cast PU(Shore A 90) • Aluminum core • 2 Ball bearings 		

✓ Materials

	① Top plate : Pressed steel
	② Frame : Pressed steel
	③ Wheel : Refer to wheel types
	④ Finish : Powder coating & Zinc galvanized

✓ Options

- FZN : Zinc galvanized frame is available.
- WEU : Anti-static wheel is available(Black) / Zinc galvanized frame. ⚡



PL-100-ASS-LUD-FZN-WEU

P series

Light duty casters - Dual Lock - Wheel & Top Plate

kg 100 ~ 120 kg









✓ RoHS



- Carts for hospitals, hotels or restaurants
- Carts in libraries or other quiet places
- Carts for light duty material handling purpose




√ Recommended Load = Load Cap. X 3 √ Temp. Range : -10 ~ 90°C

Swivel	Rigid	Swivel/Brake	WHEEL TYPES	 [mm]	 [mm]	 [Kg]	 [mm]	 [mm]	 [mm]	 [mm]	 [mm]
P-100-ASF	P-100-ARF	P-100-BSF	TUS	100	30	100	140	45	100x85	80x60 77x45	9
			HRS		30	100					
			TUD		30	100					
			HRD		30	100					
			LUD		30	120					
P-125-ASF	P-125-ARF	P-125-BSF	TUS	125	30	110	165	45	100x85	80x60 77x45	9
			HRS		30	110					
			TUD		30	110					
			HRD		30	110					
			LUD		30	120					

√ Wheel types

TUS  <ul style="list-style-type: none"> • Injection PU(Shore A 92) • PP core • 1 Ball bearing 	HRS  <ul style="list-style-type: none"> • Rubber(Shore A 85) • PP core • 1 Ball bearing 	TUD  <ul style="list-style-type: none"> • Injection PU(Shore A 92) • PP core • 2 Ball bearings
HRD  <ul style="list-style-type: none"> • Rubber(Shore A 85) • PP core • 2 Ball bearings 	LUD  <ul style="list-style-type: none"> • Cast PU(Shore A 90) • Aluminum core • 2 Ball bearings 	

√ Materials

	① Top plate : Pressed steel
	② Frame : Pressed steel
	③ Wheel : Refer to wheel types
	④ Finish : Powder coating & Zinc galvanized

√ Options

- WEU : Anti-static wheel is available(Black) ⚡

P series

Light duty casters - Dual Lock - Wheel & Top Plate







kg 100 ~ 120 kg

✓ RoHS






- Carts for hospitals, hotels or restaurants
- Carts in libraries or other quiet places
- Carts for light duty material handling purpose



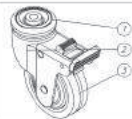
✓ Recommended Load = Load Cap. X 3 ✓ Temp. Range : -10 ~ 90°C

Swivel	Rigid	Swivel/Brake	WHEEL TYPES	 [mm]	 [mm]	 [Kg]	 [mm]	 [mm]	 [mm]
P-100-ASS	-	P-100-BSS	TUS	100	30	100	140	45	12.5
			HRS		30	100			
			TUD		30	100			
			HRD		30	100			
			LUD		30	120			
P-125-ASS	-	P-125-BSS	TUS	125	30	110	165	45	12.5
			HRS		30	110			
			TUD		30	110			
			HRD		30	110			
			LUD		30	120			

✓ Wheel types

TUS  <ul style="list-style-type: none"> • Injection PU(Shore A 92) • PP core • 1 Ball bearing 	HRS  <ul style="list-style-type: none"> • Rubber(Shore A 85) • PP core • 1 Ball bearing 	TUD  <ul style="list-style-type: none"> • Injection PU(Shore A 92) • PP core • 2 Ball bearings
HRD  <ul style="list-style-type: none"> • Rubber(Shore A 85) • PP core • 2 Ball bearings 	LUD  <ul style="list-style-type: none"> • Cast PU(Shore A 90) • Aluminum core • 2 Ball bearings 	

✓ Materials

	① Top plate : Pressed steel
	② Frame : Pressed steel
	③ Wheel : Refer to wheel types
	④ Finish : Powder coating & Zinc galvanized

✓ Options

- WEU : Anti-static wheel is available(Black) ⚡

GDC series

Light duty casters - Dual Lock - Wheel & Top Plate











kg 120 kg

✓ RoHS

- Carts for hotel or restaurant
- Medical appliances
- Carts in cleanrooms










✓ Recommended Load = Load Cap. X 3 ✓ Temp. Range : -10 ~ 90°C

Swivel	Rigid	Swivel/Brake	Rigid/Brake	WHEEL TYPES	 [mm]	 [mm]	 [Kg]	 [mm]	 [mm]	 [mm]	 [mm]	 [mm]
GDC-100-ASF	GDC-100-ARF	GDC-100-BSF	GDC-100-BRF	LUD	100	30	120	135	40	SF:73x73 RF:93x73	SF:58x58 RF:76x58	7
GDC-125-ASF	GDC-125-ARF	GDC-125-BSF	GDC-125-BRF	LUD	125	30	120	162	40	SF:73x73 RF:93x73	SF:58x58 RF:76x58	7



✓ Recommended Load = Load Cap. X 3 ✓ Temp. Range : -10 ~ 90°C

Swivel	Rigid	Swivel/Brake	Rigid/Brake	WHEEL TYPES	 [mm]	 [mm]	 [Kg]	 [mm]	 [mm]	 [mm]	 [mm]
GDC-100-ASS	GDC-100-ARS	GDC-100-BSS	GDC-100-BRS	LUD	100	30	120	135	40	M12x1.75P	30
GDC-125-ASS	GDC-125-ARS	GDC-125-BSS	GDC-125-BRS	LUD	125	30	120	162	40	M12x1.75P	30

✓Wheel types



- Cast PU(Shore A 90)
- Aluminum core
- 2 Ball bearings

✓Materials



- | |
|--|
| ① Top plate : Pressed steel / Rigid-Aluminum |
| ② Frame : Aluminum |
| ③ Wheel : Refer to wheel types |
| ④ Finish : Powder coating & Zinc galvanized |

✓Options

GDD series

Light duty casters











kg 75 kg

✓ RoHS

- Furniture
- Office machines, Display stands
- Medical appliances










✓ Recommended Load = Load Cap. X 3 ✓ Temp. Range : -10 ~ 90°C

Swivel	Rigid	Swivel/Brake	WHEEL TYPES	 [mm]	 [mm]	 [Kg]	 [mm]	 [mm]	 [mm]	 [mm]	 [mm]
GDD-75-ASF	-	GDD-75-BSF	LUP	75	17x2	75	95	30	60x60	47x47	6



✓ Recommended Load = Load Cap. X 3 ✓ Temp. Range : -10 ~ 90°C

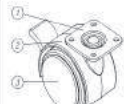
Swivel	Rigid	Swivel/Brake	WHEEL TYPES	 [mm]	 [mm]	 [Kg]	 [mm]	 [mm]	 [mm]	 [mm]
GDD-75-ASS	-	GDD-75-BSS	LUP	75	17x2	75	90	30	M12x1.75	25

✓ Wheel types



- Cast PU(Shore A 90)
- Aluminum core
- 2 Ball bearings

✓ Materials

	① Top plate : Pressed steel
	② Frame : Aluminum diecasted
	③ Wheel : Refer to wheel types
	④ Finish : Powder coating & Zinc galvanized

✓ Options

- FBL : Black frame is available
- WEU : Anti-static wheel is available. (Black) ⚡



GDD-75-BSF-LUP-FBL-WEU

RT series

Medium duty casters

kg 280 ~ 350 kg








✓ RoHS



- ROLLTAINER in warehouse
- Carts for material handling purpose in factories
- Carts of plastic box
- Medium duty purpose carts



√ Recommended Load = Load Cap. X 3 √ Temp. Range : -10 ~ 90°C

Swivel	Rigid	Swivel/Brake	WHEEL TYPES	 [mm]	 [mm]	 [Kg]	 [mm]	 [mm]	 [mm]	 [mm]	
RT1-150-ASF	RT1-150-ARF	RT1-150-BSF	MUID	150	45	280	190	40	[SF] 102x102 [RF] 108x114	80x80 75x75	11
			MUPD		40	350					
RT2-150-ASF	RT2-150-ARF	RT2-150-BSF	MUID	150	45	320	198	40	[SF] 118x118 [RF] 126x87	[SF] 90x90 80x80 [RF] 100x55	11
			MUPD		40	350					
RT3-150-ASF	RT3-150-ARF	RT3-150-BSF	MUID	150	45	280	190	40	115x102	92x66 84x71	11
			MUPD		40	350					

√Wheel types

MUID



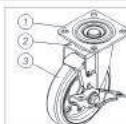
- Cast PU(Shore A 95)
- Pressed steel core
- Special ball bearing

MUPD



- Cast PU(Shore A 95)
- Pressed steel core
- 2 Ball bearings

√Materials



- | |
|--------------------------------|
| ① Top plate : Pressed steel |
| ② Frame : Pressed steel |
| ③ Wheel : Refer to wheel types |
| ④ Finish : Zinc galvanized |

√Options

PM series

Medium duty casters

kg 200 ~ 500 kg








✓ RoHS



- Carts for school feeding
- Carts for hospitals, hotels
- Carts for material handling purpose in factories
- Medium duty purpose carts




√ Recommended Load = Load Cap. X 3 √ Temp. Range : -10 ~ 90°C

Swivel	Rigid	Swivel/Brake	WHEEL TYPES	 [mm]	 [mm]	 [Kg]	 [mm]	 [mm]	 [mm]	 [mm]	
PM-100-ASF	PM-100-ARF	PM-100-BSF	MUD	100	40	250	136	50	115x102	92x66 76x76	11
			HUD		48	300					
			SUD		40	200					
			MCD		48	350					
			NYD		48	350					
PM-130-ASF	PM-130-ARF	PM-130-BSF	MUD	130	40	300	162	50	115x102	92x66 76x76	11
			HUD		40	350					
			SUD		40	270					
			HUWD		48	400					
			MCD		48	400					
PM-150-ASF	PM-150-ARF	PM-150-BSF	MUD	150	40	350	190	50	115x102	92x66 76x76	11
			MUPD		40	350					
			HUD		40	400					
			SUD		40	330					
			HUWD		48	450					
			MCD		48	450					
PM-200-ASF	PM-200-ARF	PM-200-BSF	MUD	200	40	400	239	65	115x102	92x66 76x76	11
			HUD		40	450					
			SUD		40	500					
			MCD		40	500					


√ Wheel types

MUD  <ul style="list-style-type: none"> • Cast PU(Shore A 95) • Aluminum core • 2 Ball bearings 	HUD  <ul style="list-style-type: none"> • Cast PU(Shore A 95) • Aluminum core • 2 Ball bearings 	SUD  <ul style="list-style-type: none"> • Cast PU(Shore A 70) • Aluminum core • 2 Ball bearings
HUWD  <ul style="list-style-type: none"> • Cast PU(Shore A 95) • Aluminum core • 2 Ball bearings 	MCD  <ul style="list-style-type: none"> • MC nylon(Shore D 80) • 2 Ball bearings 	NYD  <ul style="list-style-type: none"> • Nylon(Shore D70) • 2 Ball bearings
MUPD  <ul style="list-style-type: none"> • Cast PU(Shore A 95) • Pressed steel core • 2 Ball bearings 		

√ Materials

	① Top plate : Pressed steel
	② Frame : Pressed steel
	③ Wheel : Refer to wheel types
	④ Finish : Powder coating & Zinc galvanized

√ Options

- FZN : Zinc galvanized Frame is available
- WEU : Anti-static wheel is available. (Black), Zinc galvanized Frame 



PM-100-ASF-HUD-FZN-WEU

GH series

Medium duty casters

kg 200 ~ 600 kg









✓ RoHS



- Carts for material handling purpose in factories
- Moving for heavy size equipment
- Medium duty purpose carts




√ Recommended Load = Load Cap. X 3 √ Temp. Range : -10 ~ 90°C

Swivel	Rigid	Swivel/Brake	WHEEL TYPES	 [mm]	 [mm]	 [Kg]	 [mm]	 [mm]	 [mm]	 [mm]	 [mm]
GH-100-ASF	GH-100-ARF	GH-100-BSF	MUD	100	40	300	156	50	115x102	92x66 76x76	11
			HUD		48	400					
			SUD		40	200					
			MCD		48	600					
			NYD		48	600					
GH-130-ASF	GH-130-ARF	GH-130-BSF	MUD	130	40	320	185.5	50	115x102	92x66 76x76	11
			HUD		48	430					
			SUD		40	270					
			HUWD		48	500					
			MCD		48	600					
GH-150-ASF	GH-150-ARF	GH-150-BSF	MUD	150	40	350	205.5	50	115x102	92x66 76x76	11
			HUD		48	550					
			SUD		40	330					
			HUWD		48	600					
			MCD		48	600					
GH-200-ASF	GH-200-ARF	GH-200-BSF	MUD	200	40	400	241	65	115x102	92x66 76x76	11
			HUD		40	550					
			MCD		40	600					
			MCD		40	600					

√ Wheel types

MUD  <ul style="list-style-type: none"> • Cast PU(Shore A 95) • Aluminum core • 2 Ball bearings 	HUD  <ul style="list-style-type: none"> • Cast PU(Shore A 95) • Aluminum core • 2 Ball bearings 	SUD  <ul style="list-style-type: none"> • Cast PU(Shore A 70) • Aluminum core • 2 Ball bearings
HUWD  <ul style="list-style-type: none"> • Cast PU(Shore A 95) • Aluminum core • 2 Ball bearings 	MCD  <ul style="list-style-type: none"> • MC nylon(Shore D 80) • 2 Ball bearings 	NYD  <ul style="list-style-type: none"> • Nylon(Shore D70) • 2 Ball bearings

√ Materials

	① Top plate : Pressed steel
	② Frame : Pressed steel
	③ Wheel : Refer to wheel types
	④ Finish : Zinc galvanized

√ Options

- WEU : Anti-static wheel is available(Black) ⚡

PH series

Medium duty casters

kg 200 ~ 600 kg









✓ RoHS



- Carts for material handling purpose in factories
- Moving for heavy size equipment
- Medium duty purpose carts




√ Recommended Load = Load Cap. X 3 √ Temp. Range : -10 ~ 90°C

Swivel	Rigid	Swivel/Brake	WHEEL TYPES	 [mm]	 [mm]	 [Kg]	 [mm]	 [mm]	 [mm]	 [mm]	 [mm]
PH-100-ASF	PH-100-ARF	PH-100-BSF	HUD	100	48	400	157	50	100x85	80x60 77x45	9
			MUD		40	300					
			SUD		40	200					
			MCD		48	600					
			NYD		48	600					
PH-130-ASF	PH-130-ARF	PH-130-BSF	HUD	130	40	430	186	50	100x85	80x60 77x45	9
			MUD		40	320					
			SUD		40	270					
			HUWD		48	500					
			MCD		48	600					
PH-150-ASF	PH-150-ARF	PH-150-BSF	HUD	150	40	550	206	50	100x85	80x60 77x45	9
			MUD		40	350					
			SUD		40	330					
			HUWD		48	600					
			MCD		48	600					


√ Wheel types

MUD  <ul style="list-style-type: none"> • Cast PU(Shore A 95) • Aluminum core • 2 Ball bearings 	HUD  <ul style="list-style-type: none"> • Cast PU(Shore A 95) • Aluminum core • 2 Ball bearings 	SUD  <ul style="list-style-type: none"> • Cast PU(Shore A 70) • Aluminum core • 2 Ball bearings
HUWD  <ul style="list-style-type: none"> • Cast PU(Shore A 95) • Aluminum core • 2 Ball bearings 	MCD  <ul style="list-style-type: none"> • MC nylon(Shore D 80) • 2 Ball bearings 	NYD  <ul style="list-style-type: none"> • Nylon(Shore D70) • 2 Ball bearings

√ Materials

	① Top plate : Pressed steel
	② Frame : Pressed steel
	③ Wheel : Refer to wheel types
	④ Finish : Powder coating & Zinc galvanized

√ Options

- WEU : Anti-static wheel is available. (Black), Zinc galvanized Frame 



PH-130-ASF-HUD-FZN-WEU

PHS series

Medium duty casters

kg 400 ~ 600 kg









✓ RoHS



- Moving for heavy size equipment
- Heavy duty purpose carts



✓ Recommended Load = Load Cap. X 3 ✓ Temp. Range : -10 ~ 90°C

Swivel	Rigid	Swivel/Brake	WHEEL TYPES	 [mm]	 [mm]	 [Kg]	 [mm]	 [mm]	 [mm]	 [mm]	 [mm]
PHS-75-ASF	-	-	MCD	75	48	600	115	35	100x100	78x78 64x64	10.5
			NYD			600					
PHS-100-ASF	-	PHS-100-BSF	MCD	100	48	600	157	50	100x100	78x78 64x64	10.5
			NYD			600					
			HUD			400					

✓ Wheel types

HUD



- Cast PU(Shore A 95)
- Aluminum core
- 2 Ball bearings

MCD



- MC nylon(Shore D 80)
- 2 Ball bearings

NYD



- Nylon(Shore D70)
- 2 Ball bearings

✓ Materials



- ① Top plate : Pressed steel
- ② Frame : Pressed steel
- ③ Wheel : Refer to wheel types
- ④ Finish : Powder coating & Zinc galvanized

✓ Options

PMH series

Medium duty casters











kg 400 ~ 600 kg

✓ RoHS

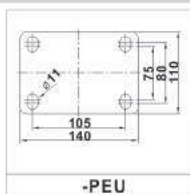
- Carts for automobile parts
- Trolleys in cleanroom
- Carts for material handling purpose in factories
- Medium duty purpose carts







✓ Recommended Load = Load Cap. X 3 ✓ Temp. Range : -10 ~ 90°C

Swivel	Rigid	Swivel/Brake	Rigid/Brake	WHEEL TYPES	 [mm]	 [mm]	 [Kg]	 [mm]	 [mm]	 [mm]	 [mm]	 [mm]
PMH-150-ASF	PMH-150-ARF	PMH-150-BSF	PMH-150-BRF	MUD	150	48	400	190	35	158x114	133x86	13
				MCD								
PMH-200-ASF	PMH-200-ARF	PMH-200-BSF	PMH-200-BRF	MUD	200	48	500	241	50	158x114	133x86	13
				MCD								

✓ Plate type



✓ Materials

	① Top plate : Pressed steel
	② Frame : Pressed steel
	③ Wheel : Refer to wheel types
	④ Finish : Zinc galvanized

✓ Wheel types



- Cast PU(Shore A 95)
- Aluminum core
- 2 Ball bearings
- MC nylon(Shore D 80)
- 2 Ball bearings

✓ Options

- FRN : Brake direction is optional



PMH-150-BSF-MUD



PMH-150-BSF-MUD-FRN

- DL : Directional lock is available(2 way directional lock)



PMH-150-BSF-MUD-DL

PMW series

Medium duty casters

kg 400 ~ 450 kg

✓ RoHS



- Carts for school feeding
- Carts for hospitals, hotels
- Carts for material handling purpose in factories
- Medium duty purpose carts



✓ Recommended Load = Load Cap. X 3 ✓ Temp. Range : -10 ~ 90°C

Swivel	Rigid	Swivel/Brake	WHEEL TYPES								
				[mm]	[mm]	[Kg]	[mm]	[mm]	[mm]	[mm]	[mm]
PMW-130-ASF	PMW-130-ARF	PMW-130-BSF	HUWD	130	48	400	162	50	140x110	105x80	11
			MCD			400					
PMW-150-ASF	PMW-150-ARF	PMW-150-BSF	HUWD	150	48	450	190	50	140x110	105x80	11
			MCD			450					

✓ Wheel types

HUWD	MCD	NYD
<ul style="list-style-type: none"> • Cast PU(Shore A 95) • Aluminum core • 2 Ball bearings 	<ul style="list-style-type: none"> • MC nylon(Shore D 80) • 2 Ball bearings 	<ul style="list-style-type: none"> • Nylon(Shore D70) • 2 Ball bearings

✓ Materials

	① Top plate : Pressed steel
	② Frame : Pressed steel
	③ Wheel : Refer to wheel types
	④ Finish : Powder coating & Zinc galvanized

✓ Options

PHW series

Medium duty casters

kg 500 ~ 600 kg









✓ RoHS



- Carts for school feeding
- Carts for hospitals, hotels
- Carts for material handling purpose in factories
- Medium duty purpose carts



✓ Recommended Load = Load Cap. X 3 ✓ Temp. Range : -10 ~ 90°C


Swivel	Rigid	Swivel/Brake	WHEEL TYPES								
				[mm]	[mm]	[Kg]	[mm]	[mm]	[mm]	[mm]	[mm]
PHW-130-ASF	PHW-130-ARF	PHW-130-BSF	HUWD	130	48	500	186	50	130x110	105x75	12
			MCD			600					
PHW-150-ASF	PHW-150-ARF	PHW-150-BSF	HUWD	150	48	600	206	50	130x110	105x75	12
			MCD			600					

✓ Wheel types



- Cast PU(Shore A 95)
- Aluminum core
- 2 Ball bearings
- MC nylon(Shore D 80)
- 2 Ball bearings

✓ Materials

	① Top plate : Pressed steel
	② Frame : Pressed steel
	③ Wheel : Refer to wheel types
	④ Finish : Powder coating & Zinc galvanized

✓ Options

GF series

Heavy duty casters









kg 650 ~ 1,300 kg

✓ RoHS

- Moving for heavy size equipment
- Heavy duty purpose carts



✓ Recommended Load = Load Cap. X 3 ✓ Temp. Range : -10 ~ 90°C

Swivel	Rigid	Swivel/Brake	Rigid/Brake	WHEEL TYPES	 [mm]	 [mm]	 [Kg]	 [mm]	 [mm]	 [mm]	 [mm]	 [mm]	
GF-100-ASF	GF-100-ARF	GF-100-BSF	GF-100-BRF	MUD	100	67	650	145	37	159x114	134x86	126x62	13
				MCD			800						
GF-125-ASF	GF-125-ARF	GF-125-BSF	GF-125-BRF	MUD	125	64	750	167	44	159x114	134x86	126x62	13
				MCD			900						
GF-150-ASF	GF-150-ARF	GF-150-BSF	GF-150-BRF	MUD	150	64	800	190	52	159x114	134x86	126x62	13
				MCD			1,000						
GF-200-ASF	GF-200-ARF	GF-200-BSF	GF-200-BRF	MUD	200	64	850	257	57	159x114	134x86	126x62	13
				MCD			1,100						
GF-250-ASF	GF-250-ARF	GF-250-BSF	GF-250-BRF	MUD	250	64	1,200	300	61	159x114	134x86	126x62	13
				MCD			1,300						

√ Wheel types

MUD  <ul style="list-style-type: none"> • Cast PU(Shore A 95) • Aluminum core • 2 Ball bearings 	MCD  <ul style="list-style-type: none"> • MC nylon(Shore D 80) • 2 Ball bearings
---	---

√ Materials

	① Top plate : Forged / Pressed steel ② Frame : Forged / Carbon steel ③ Wheel : Refer to wheel types ④ Finish : Zinc galvanized
---	---

√ Options

- FRN : Brake direction is optional(only 150/200/250)



GF-150-BSF-MUD

GF-150-BSF-MUD-FRN

GXT series

Heavy duty casters

kg 500 ~2,700 kg









✓ RoHS

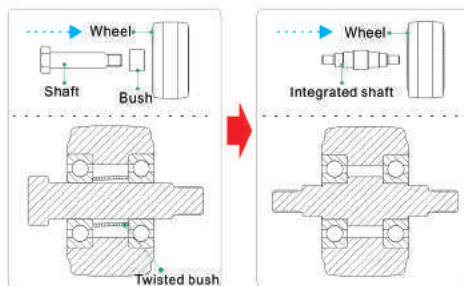


- Moving for heavy size equipment
- Heavy duty purpose carts



✓ Recommended Load = Load Cap. X 3 ✓ Temp. Range : -10 ~ 90°C




Swivel	Rigid	Swivel/Brake	WHEEL TYPES								
				[mm]	[mm]	[Kg]	[mm]	[mm]	[mm]	[mm]	[mm]
GXT-80-ASF	GXT-80-ARF	GXT-80-BSF	HUD	80	48	500	120	40	100x85	80x60	9
			MCD			800					
GXT-100-ASF	GXT-100-ARF	GXT-100-BSF	HUD	100	48	600	140	40	100x85	80x60	9
			MCD			900					
			NYD			900					
GXT-125-ASF	GXT-125-ARF	GXT-125-BSF	HUD	125	70	1,100	170	77.5	175x140	148x111	14
			MCD			1,500				132x99	
GXT-150-ASF	GXT-150-ARF	GXT-150-BSF	HUD	150	68	1,500	224	48	175x140	148x111	14
			MCD		70	2,200	200	80		132x99	
GXT-200-ASF	GXT-200-ARF	GXT-200-BSF	HUD	200	68	2,000	275	60	175x140	148x111	14
			MCD		70	2,500	260	75		132x99	
GXT-250-ASF	GXT-250-ARF	GXT-250-BSF	HUD	250	64	2,300	310	75	175x140	148x111	14
			MCD		70	2,700	310	75		132x99	




Why do you have to select FOOT MASTER® heavy duty casters?

• Normally other heavy duty casters have bush-shaft separated structure, in which small gaps and frictions occur between a bush and bearings during its operation, affecting casters' rolling performance and durability. Contrary to those FOOT MASTER® heavy duty casters have bush-shaft integrated structure through precision-processing. From a mechanical engineering perspective, FOOT MASTER®'s unique integrated shaft offers the best solution for the heavy duty purpose.

✓Wheel types

HUD  <ul style="list-style-type: none"> • Cast PU 80~100 : Shore D70 125~200 : Shore A95 • Aluminum / Steel core • 2 Ball bearings 	MCD  <ul style="list-style-type: none"> • MC nylon(Shore D80) • 2 Ball bearings 	NYD  <ul style="list-style-type: none"> • Nylon(Shore D70) • 2 Ball bearings
--	--	---

✓Materials

	① Top plate : Forged steel / Carbon steel
	② Frame : Forged steel / Carbon steel
	③ Wheel :Refer to wheel types
	④ Finish : Powder coating & Zinc galvanized

✓Options


GXT series

Heavy duty casters - Leveling casters









kg 500 ~ 600 kg

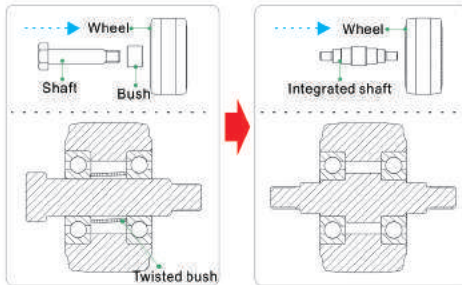
✓ RoHS

- Moving for heavy size equipment
- Heavy duty purpose carts



✓ Recommended Load = Load Cap. X 3 ✓ Temp. Range : -10 ~ 90°C




Swivel	Rigid	Swivel/Brake	WHEEL TYPES	 [mm]	 [mm]	 [Kg]	 [mm]	 [mm]	 [mm]	 [mm]	 [mm]
GXT-80-ASS	-	GXT-80-BSS	HUD	80	48	500	120	40	TM32-4 or M36x4.0P	115+15	20
			MCD			500					
GXT-100-ASS	-	GXT-100-BSS	HUD	100	48	600	140	40	TM32-4 or M36x4.0P	115+15	20
			MCD			600					
			NYD			600					




Why do you have to select FOOT MASTER® heavy duty casters?

- Normally other heavy duty casters have bush-shaft separated structure, in which small gaps and frictions occur between a bush and bearings during its operation, affecting casters' rolling performance and durability. Contrary to those FOOT MASTER® heavy duty casters have bush-shaft integrated structure through precision-processing. From a mechanical engineering perspective, FOOT MASTER®'s unique integrated shaft offers the best solution for the heavy duty purpose.

✓ Wheel types

HUD  <ul style="list-style-type: none"> • Cast PU(Shore D 70) • Steel core • 2 Ball bearings 	MCD  <ul style="list-style-type: none"> • MC nylon(Shore D80) • 2 Ball bearings 	NYD  <ul style="list-style-type: none"> • Nylon(Shore D70) • 2 Ball bearings
---	---	--

✓ Materials

	① Top plate : Forged steel / Carbon steel
	② Frame : Forged steel / Carbon steel
	③ Wheel : Refer to wheel types
	④ Finish : Powder coating & Zinc galvanized

✓ Options

GXTT series

Heavy duty casters









kg 800 ~2,300 kg

✓ RoHS

- Moving for heavy size equipment
- Heavy duty purpose carts



✓ Recommended Load = Load Cap. X 3 ✓ Temp. Range : -10 ~ 90°C

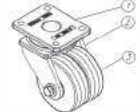
Swivel	Rigid	Swivel/Brake	Rigid/Brake	WHEEL TYPES	 [mm]	 [mm]	 [Kg]	 [mm]	 [mm]	 [mm]	 [mm]	 [mm]
GXTT-75-ASF	GXTT-75-ARF	GXTT-75-BSF	GXTT-75-BRF	HUD	75	40x2	800	125	45	[SF] 140x110	105x80	13
				MCD			1,700					
GXTT-100-ASF	GXTT-100-ARF	GXTT-100-BSF	GXTT-100-BRF	HUD	100	40x2	1,100	150	50	[RF] 140x117	105x80	13
				MCD			2,000					
GXTT-125-ASF	GXTT-125-ARF	GXTT-125-BSF	GXTT-125-BRF	HUD	125	40x2	1,400	175	55	[RF] 140x117	105x80	13
				MCD			2,300					

✓Wheel types



- Cast PU(Shore D 70)
- Aluminum core
- 2 Ball bearing
- MC nylon(Shore D 80)
- 2 Ball bearing

✓Materials

	① Top plate : Forged steel / Carbon steel
	② Frame : Forged steel / Carbon steel
	③ Wheel :Refer to wheel types
	④ Finish : Powder coating & Zinc galvanized

✓Options

GXTD series

Heavy duty casters









kg 400 ~ 5,200 kg

✓ RoHS

- Moving for heavy size equipment
- Heavy duty purpose carts
- Heavy duty AGV (Inquiry is necessary)



✓ Recommended Load = Load Cap. X 3 ✓ Temp. Range : -10 ~ 90°C

Swivel	Rigid	Swivel/Brake	WHEEL TYPES	 [mm]	 [mm]	 [Kg]	 [mm]	 [mm]	 [mm]	 [mm]	 [mm]
GXTD-100-ASF	GXTD-100-ARF	-	HUD	100	29x2	400	156	35	140x112	110x75 105x80	11
GXTD-110-ASF	GXTD-110-ARF	-	HUD	110	29x2	400	156	30	112x112	88x88	9
GXTD-150-ASF	GXTD-150-ARF	-	HUD	150	40x2	800	200	35	145x130	115x100	11
GXTD-200-ASF	GXTD-200-ARF	-	HUD	200	65x2	2,500	265	50	210x210	170x170	17
GXTD-250-ASF	GXTD-250-ARF	-	HUD	250	78x2	4,500	330	70	255x215	210x160	18
GXTD-300-ASF	GXTD-300-ARF	-	HUD	300	78x2	5,200	390	80	255x215	210x160	18

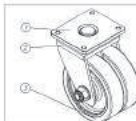
✓ Wheel types

HUD



- Cast PU(Shore A 95)
- Steel core
- 2 Ball bearings

✓ Materials



- | | |
|---|---|
| ① | Top plate : Forged steel / Carbon steel |
| ② | Frame : Carbon steel |
| ③ | Wheel : Refer to wheel types |
| ④ | Finish : Powder coating & Zinc galvanized |

✓ Options

- Order-made is available
- Inquiry is necessary for the usage of AGV
- Brake type(BSF, BRF) is available

UGXT series

Heavy duty casters

kg 6,000 ~ 8,000 kg









✓ RoHS

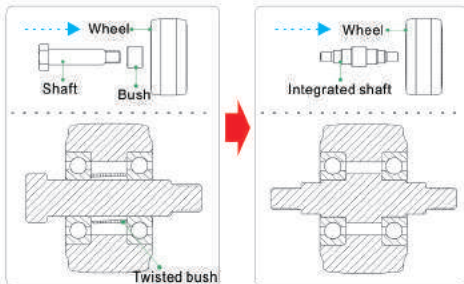


- Moving for heavy size equipment
- Heavy duty purpose carts



✓ Recommended Load = Load Cap. X 3 ✓ Temp. Range : -10 ~ 90°C

Swivel	Rigid	Swivel/Brake	WHEEL TYPES	 [mm]	 [mm]	 [Kg]	 [mm]	 [mm]	 [mm]	 [mm]	 [mm]
UGXT-200-ASF	UGXT-200-ARF	UGXT-200-BSF	MCQ	200	100	6,000	280	75	255x215	210x160	18
UGXT-250-ASF	UGXT-250-ARF	UGXT-250-BSF	MCQ	250	100	7,000	330	80	255x215	210x160	18
UGXT-300-ASF	UGXT-300-ARF	UGXT-300-BSF	MCQ	300	100	8,000	380	90	255x215	210x160	18



Why do you have to select FOOT MASTER® heavy duty casters?


- Normally other heavy duty casters have bush-shaft separated structure, in which small gaps and frictions occur between a bush and bearings during its operation, affecting casters' rolling performance and durability. Contrary to those FOOT MASTER® heavy duty casters have bush-shaft integrated structure through precision-processing. From a mechanical engineering perspective, FOOT MASTER®'s unique integrated shaft offers the best solution for the heavy duty purpose.

✓ Wheel types



- MC nylon (Shore D 80)
- 4 Ball bearings

✓ Materials

	① Top plate : Forged steel / Carbon steel
	② Frame : Forged steel / Carbon steel
	③ Wheel : Refer to wheel types
	④ Finish : Powder coating & Zinc galvanized

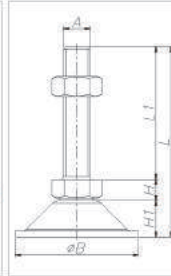
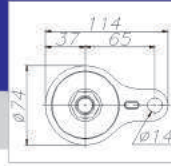
✓ Options

PC/PF/PFR/PFA series

Leveling Foot

kg 200 ~ 1,000 kg

✓ RoHS



Materials		
Bolt / Nut	PC	Carbon steel
	PF	
	PFR	
	PFA	
Pad	PC	Pressed steel+TPR
	PF	Pressed steel
	PFR	Pressed steel+NBR
	PFA	Pressed steel
Finish	ALL	Ni Plated / Polishing

Unit : mm

Model	L1	L	H1	H	B	A	Kg/4pcs
PC-8	40	57.5	11	6.5	Ø36	M8x1.25	200
	80	97.5					
PC-10	60	81	13	8	Ø48	M10x1.5	300
	100	121					
PC-12	60	82	13	9	Ø48	M12x1.75	500
	90	112					
	120	142					
	150	172					
PC-16	50	76	15	11	Ø58	M16x2.0	800
	80	106					
	100	126					
	130	156					
	150	176					
	180	206					
PC-20	100	129	14	14	M20x2.5	1,000	
	130	159					
	150	179					
	180	209					
200	229						

Model	L1	L	H1	H	B	A	Kg/4pcs
PF-8	40	57	10.5	6.5	Ø37	M8x1.25	200
	80	97					
PF-10	60	81	13.5	8	Ø54	M10x1.5	300
	100	121					
PF-12	60	82	13.5	9	Ø54	M12x1.75	500
	90	112					
	120	142					
	150	172					
PF-16 SPF-16 (Stainless Steel)	50	79	17	11	Ø74	M16x2.0	800
	80	109					
	100	129					
	130	159					
	150	179					
	180	209					
PF-20 SPF-20 (Stainless Steel)	100	131	14	14	M20x2.5	1,000	
	130	161					
	150	181					
	180	211					
200	231						

Model	L1	L	H1	H	B	A	Kg/4pcs
PFR-8	40	61	15	6.5	Ø43	M8x1.25	200
	80	101					
PFR-10	60	86	18	8	Ø60	M10x1.5	300
	100	126					
PFR-12	60	87	18	9	Ø60	M12x1.75	500
	90	117					
	120	147					
	150	177					
PFR-16 SPFR-16 (Stainless Steel)	50	84	22.5	11	Ø80	M16x2.0	800
	80	114					
	100	134					
	130	164					
	150	184					
	180	214					
PFR-20 SPFR-20 (Stainless Steel)	100	136	14	14	M20x2.5	1,000	
	130	166					
	150	186					
	180	216					
200	236						

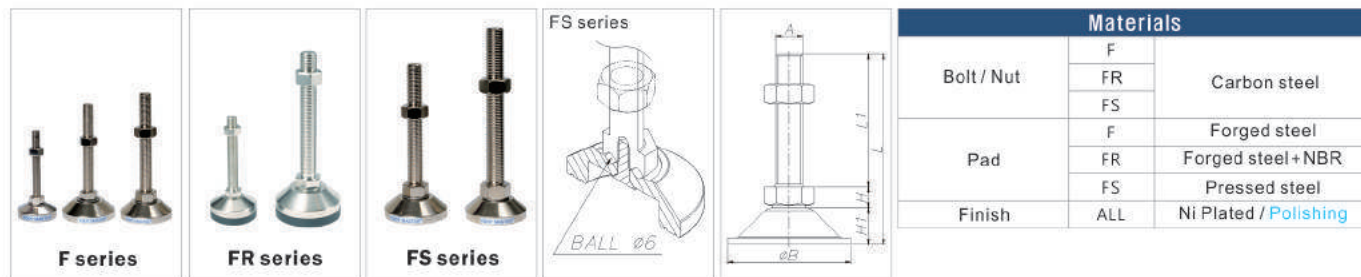
Model	L1	L	H1	H	B	A	Kg/4pcs
PFA-10	60	85	17	8	Ø74	M10x1.5	300
	100	125					
PFA-12	60	86	17	9	Ø74	M12x1.75	500
	90	116					
	120	146					
	150	176					
PFA-16 SPFA-16 (Stainless Steel)	50	79	17	11	Ø74	M16x2.0	800
	80	109					
	100	129					
	130	159					
	150	179					
	180	209					
PFA-20 SPFA-20 (Stainless Steel)	100	131	14	14	M20x2.5	1,000	
	130	161					
	150	181					
	180	211					
200	231						

F/FR/FS series

Leveling Foot

kg 1,000 ~ 4,000 kg

✓ RoHS



Materials		
Bolt / Nut	F	Carbon steel
	FR	
	FS	
Pad	F	Forged steel
	FR	Forged steel+NBR
	FS	Pressed steel
Finish	ALL	Ni Plated / Polishing

Unit : mm

Model	L1	L	H1	H	B	A	Kg/4pcs	Model	L1	L	H1	H	B	A	Kg/4pcs																																																																																																																																																											
F-10	60	86	18	8	Ø55	M10x1.5	1,000	FR-10	60	92.5	24.5	8	Ø55	M10x1.5	1,000																																																																																																																																																											
	100	126							100	132.5						F-12	60	87	9	Ø80	M12x1.75	1,500	FR-12	60	93.5	35	11	Ø80	M12x1.75	1,500	90	117	90	123.5	120	147	120	153.5	150	177	150	183.5	180	216	180	226	F-16 SF-16 (Stainless Steel)	50	86	25	14	Ø80	M16x2.0	2,000	FR-16 SFR-16 (Stainless Steel)	50	96	14	Ø80	M16x2.0	2,000	80	116	80	126	100	136	100	146	130	166	130	176	150	186	150	196	180	216	180	226	200	236	200	246	F-20 SF-20 (Stainless Steel)	100	139	16	Ø80	M20x2.5	3,000	FR-20 SFR-20 (Stainless Steel)	100	149	16	Ø80	M20x2.5	3,000	130	169	130	179	150	189	150	199	180	219	180	219	200	239	200	239	F-24	150	191	25	15	Ø80	M24x3.0	4,000	FR-24	150	201	16	Ø80	M24x3.0	4,000	200	241	200	251	Model	L1	L	H1	H	B	A	Kg/4pcs									FS-20	150	189	25	13	Ø80	M20x2.5	3,000									FS-24	200	241	25
F-12	60	87	9	Ø80	M12x1.75	1,500	FR-12	60	93.5	35	11	Ø80	M12x1.75	1,500																																																																																																																																																												
	90	117						90	123.5																																																																																																																																																																	
	120	147						120	153.5																																																																																																																																																																	
	150	177						150	183.5																																																																																																																																																																	
	180	216						180	226																																																																																																																																																																	
F-16 SF-16 (Stainless Steel)	50	86	25	14	Ø80	M16x2.0	2,000	FR-16 SFR-16 (Stainless Steel)	50	96	14	Ø80	M16x2.0	2,000																																																																																																																																																												
	80	116							80	126																																																																																																																																																																
	100	136							100	146																																																																																																																																																																
	130	166							130	176																																																																																																																																																																
	150	186							150	196																																																																																																																																																																
	180	216							180	226																																																																																																																																																																
	200	236							200	246																																																																																																																																																																
F-20 SF-20 (Stainless Steel)	100	139	16	Ø80	M20x2.5	3,000	FR-20 SFR-20 (Stainless Steel)	100	149	16	Ø80	M20x2.5	3,000																																																																																																																																																													
	130	169						130	179																																																																																																																																																																	
	150	189						150	199																																																																																																																																																																	
	180	219						180	219																																																																																																																																																																	
	200	239						200	239																																																																																																																																																																	
F-24	150	191	25	15	Ø80	M24x3.0	4,000	FR-24	150	201	16	Ø80	M24x3.0	4,000																																																																																																																																																												
	200	241							200	251																																																																																																																																																																
Model	L1	L	H1	H	B	A	Kg/4pcs																																																																																																																																																																			
FS-20	150	189	25	13	Ø80	M20x2.5	3,000																																																																																																																																																																			
FS-24	200	241	25	15	Ø80	M24x3.0	4,000																																																																																																																																																																			

FT/PT series

Trolleys - Silent & Smooth Running, Safe & Strong Structure

kg 150 ~ 300 kg

✓ RoHS



√Specification


Model	Dimension (mm)			Load Capacity (kg)	Net Weight (kg)					
	Deck	Handle Height	Deck Height							
FT-150	750x470	870	189	150	12					
					850	13.5				
						870	12			
		13.5								
		FT-300			900x600	870	215	300	18.6	
									850	20.3
870	18.6									
	850		20.3							
			875	885		165			175	150
PT-150-FA										

Fork Lift Master Wheel

Drive and running wheels for stackers and forklift trucks

kg 1,000 ~ 2,500 kg

✓ RoHS



- ✓ Solid structure with steel core
- ✓ Optimal to various Fork Lift Wheels to be operated at harsh conditions
- ✓ Excellent abrasion resistance and adhesion with high quality polyurethane
- ✓ Minimized vibration noise through precise design
- ✓ Polyurethane product group with diverse functions

Our Fork Lift Wheel provides highest solutions to any requirement of clients based on incessant investment in product development and knowhow. High quality wheels manufactured by the best technology and facility are the proud of G-dok incorporating safety through technology.

Division	Standard	Model	Wheel dia(D) [mm]	Wheel width(W) [mm]	Application [SPEC]	Details
DOOSAN	DRIVE WHEEL	FLDD-D343xW140	343	140	BR 20~25	<ul style="list-style-type: none"> ✓ Cast PU ✓ Steel core ✓ Ball bearing ✓ Excellent abrasion resistance ✓ Minimize noise and vibration
	DRIVE WHEEL	FLDD-D343xW114	343	114	BR 10~18	
	LOAD WHEEL	FLDL-D267xW114	267	114	BR 20~25	
	LOAD WHEEL	FLDL-D254xW100	254	100	BR 14~18	
	LOAD WHEEL	FLDL-D254xW76	254	76	BR 10~13	
	CASTER WHEEL	FLDC-D203xW76	203	76	BR 20~25	
	CASTER WHEEL	FLDC-D165xW60	165	60	BR 10~18	

✓ Wheel types(Options) **

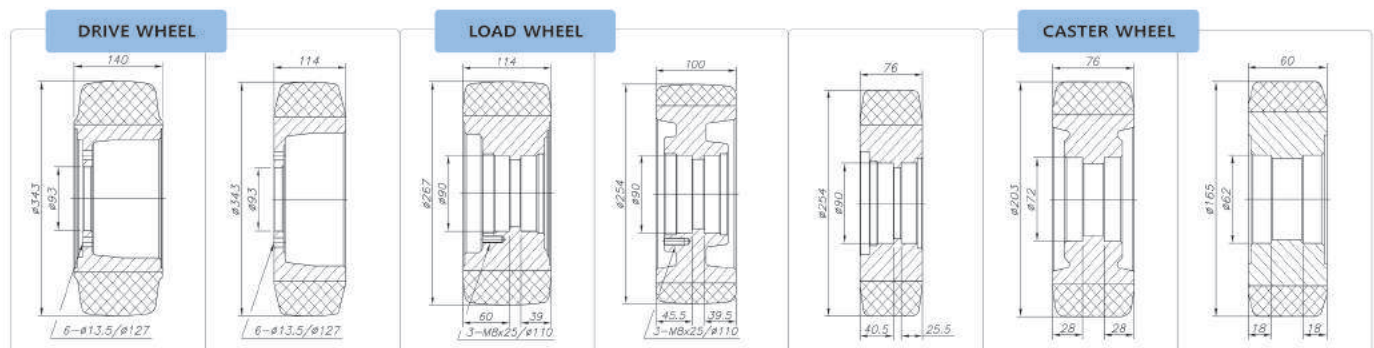
° NDI Best polyurethane is available(premium)



✓ NDI Premium Urethane

- ° Excellent abrasion resistance as high-end polyurethane
- ° Resistance to tear or crack is particularly excellent
- ° Optimal for driving equipment with high restoring property, when operating after a stoppage
- ° Extremely strong against particles and deformation stress

✓ Dimension **



Injection PU/Rubber Wheels

Light Duty Wheels

kg 40 ~ 210 kg

✓ RoHS




Light duty Injection PU/High grade Rubber Wheels

- ✓ Elegant appearance
- ✓ Strong impact resistance by the application of PP core
- ✓ Strong oil resistance, Strong corrosion resistance
- ✓ Non marking
- ✓ Temp. Range : -10 ~ +90°C

Model	Wheel types	Details	Wheel dia (D)	Wheel width (W)	Shaft dia. (A)	Hub length (L)	Load capacity [kg]	Bearing
TUN	TUN-50-24	✓ Injection PU(Shore D92) ✓ No bearing	50	24	6	29	40	X
	TUN-64-24		64	24	6	29	50	X
	TUN-75-25		75	25	8	40	75	X
	TUN-100-30		100	30	8	40	100	X
	TUN-125-30		125	30	8	40	110	X
TUS	TUS-75-25	✓ Injection PU(Shore D92) ✓ 1 Ball bearing	75	25	8	40	75	6202 ZZ
	TUS-100-30		100	30	8	40	100	6202 ZZ
	TUS-125-30		125	30	8	40	110	6202 ZZ
TUD	TUD-100-30	✓ Injection PU(Shore D92) ✓ 2 Ball bearings	100	30	8	30	100	608 ZZ
	TUD-125-30		125	30	8	30	110	608 ZZ
	TUD-130-48		130	48	15	50	180	6202 ZZ
	TUD-150-30		150	30	8	30	110	608 ZZ
	TUD-150-48		150	48	15	50	210	6202 ZZ
HRN	HRN-50-24	✓ Rubber(Shore D85) ✓ No bearing	50	24	6	29	40	X
	HRN-64-24		64	24	6	29	50	X
	HRN-75-25		75	25	8	40	75	X
	HRN-100-30		100	30	8	40	100	X
	HRN-125-30		125	30	8	40	110	X
HRS	HRS-75-25	✓ Rubber(Shore D85) ✓ 1 Ball bearing	75	25	8	40	75	6202 ZZ
	HRS-100-30		100	30	8	40	100	6202 ZZ
	HRS-125-30		125	30	8	40	110	6202 ZZ
HRD	HRD-100-30	✓ Rubber(Shore D85) ✓ 2 Ball bearings	100	30	8	30	100	608 ZZ
	HRD-125-30		125	30	8	30	110	608 ZZ
	HRD-130-48		130	48	15	50	180	6202 ZZ
	HRD-150-30		150	30	8	30	110	608 ZZ
	HRD-150-48		150	48	15	50	210	6202 ZZ

Wheel types **




Nylon Wheels

Heavy Duty Wheels

kg 50 ~ 900 kg

✓ RoHS

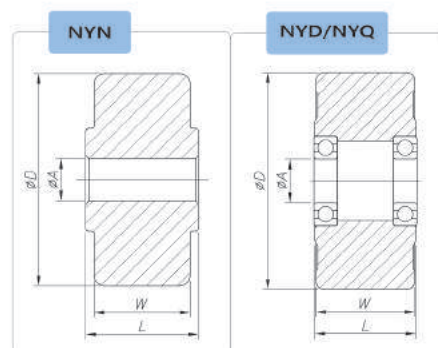


Nylon wheels

- ✓ Nylon66 injection wheel
- ✓ Strong oil resistance, Strong corrosion resistance, Strong impact resistance
- ✓ Light and economical wheel
- ✓ Non marking
- ✓ Temp. Range : -10 ~ +90°C

Model	Wheel types	Details	Wheel dia (D)	Wheel width (W)	Shaft dia. (A)	Hub length (L)	Load capacity [kg]	Bearing
NYN	NYN-42-20	✓ Nylon66(Shore D70) ✓ No bearing	42	20	7	22	60	X
	NYN-50-25		50	25	10	27	280	X
	NYN-63-30		63	30	12	34	550	X
	NYN-75-30		75	30	12	35	800	X
NYD	NYD-60-48	✓ Nylon66(Shore D70) ✓ 2 Ball bearings	60	48	15	50	500	6003 ZZ
	NYD-70-48		70	48	15	50	600	6003 ZZ
	NYD-75-48		75	48	15	51	600	6202 ZZ
	NYD-75-55		75	55	12	55	750	6301 ZZ
	NYD-100-48		100	48	20	48	900	6204 ZZ
NYQ	NYQ-60-55	✓ Nylon66(Shore D70) ✓ 4 Ball bearings	60	55	12	55	600	6901 ZZ

Wheel types **




MC Nylon Wheels

Heavy Duty Wheels

kg 50 ~ 8,000 kg

✓ RoHS

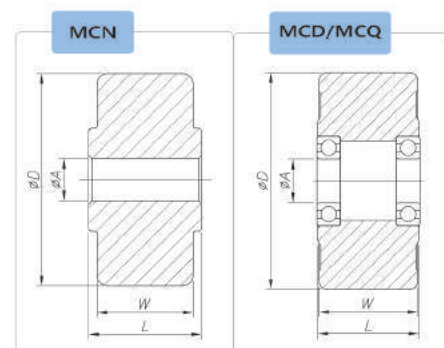


High strength MC Nylon Wheels

- ✓ Round bar machining wheels, Strong impact resistance
- ✓ Strong oil resistance, Strong corrosion resistance
- ✓ Non marking
- ✓ Temp. Range : -10 ~ +90°C
- ✓ Available within 130°C after grease change

Model	Wheel types	Details	Wheel dia (D)	Wheel width (W)	Shaft dia. (A)	Hub length (L)	Load capacity [kg]	Bearing
MCN	MCN-40-19	✓ MC Nylon(Shore D80) ✓ No bearing ✓ Blue color	40	19	7	21	50	X
	MCN-49-25		49	25	10	27	250	X
	MCN-62-28		62	28	12	33	500	X
	MCN-74-30		74	30	12	34	750	X
	MCN-90-55		90	55	18	56	1,500	X
MCD	MCD-60-48	✓ MC Nylon(Shore D80) ✓ 2 Ball bearings ✓ Ivory color	60	48	15	50	600	6003 ZZ
	MCD-70-48		70	48	15	50	700	6003 ZZ
	MCD-75-40		75	40	25	40	850	6005 ZZ
	MCD-75-48		75	48	15	51	600	6202 ZZ
	MCD-80-48		80	48	20	48	800	6204 ZZ
	MCD-100-40		100	40	25	40	1,000	6005 ZZ
	MCD-100-48		100	48	20	48	900	6204 ZZ
	MCD-100-67		100	67	25	73	800	6005 ZZ
	MCD-125-40		125	40	25	40	1,100	6005 ZZ
	MCD-125-64		125	64	25	73	900	6005 ZZ
	MCD-125-68		125	68	25	70	1,500	6205 ZZ
	MCD-130-48		130	48	20	48	600	6204 ZZ
	MCD-150-48		150	48	20	48	600	6204 ZZ
	MCD-150-64		150	64	25	73	1,000	6205 ZZ
	MCD-150-68		150	68	30	70	2,200	6206 ZZ
	MCD-200-40		200	40	20	48	600	6204 ZZ
	MCD-200-64		200	64	25	73	1,100	6205 ZZ
MCD-200-68	200	68	30	70	2,500	6206 ZZ		
MCD-250-64	250	64	25	73	1,300	6205 ZZ		
MCD-250-70	250	70	30	70	2,700	6206 ZZ		
MCQ	MCQ-200-100	✓ MC Nylon(Shore D80) ✓ 4 Ball bearings ✓ Ivory color	200	100	50	100	6,000	6210 ZZ
	MCQ-250-100		250	100	50	100	7,000	6210 ZZ
	MCQ-300-100		300	100	50	100	8,000	6210 ZZ

Wheel types **



Light Duty/Soft Polyurethane wheels

Light Duty/Soft Polyurethane Wheels

AL CORE

kg 90 ~ 330 kg

✓ RoHS

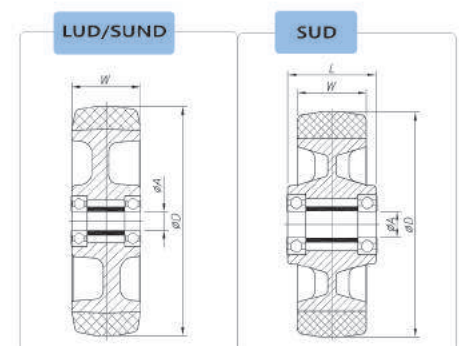



High quality polyurethane wheels

- ✓ Light weight, Strong corrosion resistance by the application of the aluminum core
- ✓ High quality polyurethane + Excellent adhesion
- ✓ Strong oil resistance, Strong corrosion resistance
- ✓ Satisfy the elasticity and durability at a time
- ✓ Anti-static wheel is available(Black color, non-marking) ⚡
- ✓ Temp. range : -10 ~ +90°C

Model	Wheel types	Details	Wheel dia (D)	Wheel width (W)	Shaft dia. (A)	Hub length (L)	Load capacity [kg]	Bearing
LUD	LUD-75-30	✓ Cast PU(Shore A90) ✓ Aluminum core ✓ 2 Ball bearings	75	30	8	30	90	608 ZZ
	LUD-100-30		100	30	8	30	120	608 ZZ
	LUD-125-30		125	30	8	30	120	608 ZZ
	LUD-150-30		150	30	8	30	120	608 ZZ
LUD-WEU	LUD-WEU-75-30	✓ Cast PU(Shore A90) ✓ Aluminum core ✓ 2 Ball bearings ✓ Anti-static version (10 ⁸ ~ 10 ⁹ Ωcm)	75	30	8	30	90	608 ZZ
	LUD-WEU-100-30		100	30	8	30	120	608 ZZ
	LUD-WEU-125-30		125	30	8	30	120	608 ZZ
	LUD-WEU-150-30		150	30	8	30	120	608 ZZ
SUD(75°)	SUD(75°)-100-40	✓ Cast PU(Shore A75) ✓ Aluminum core ✓ 2 Ball bearings	100	40	15	50	200	6202 ZZ
	SUD(75°)-130-40		130	40	15	50	270	6202 ZZ
	SUD(75°)-150-40		150	40	15	50	330	6202 ZZ
SUNS / SUND	SUNS-75-25	✓ Cast PU(Shore A75) ✓ Nylon core ✓ 2 Ball bearings(SUNS 1 Bearing)	75	25	8	40	90	6202 ZZ
	SUND-100-30		100	30	8	30	100	608 ZZ
	SUND-125-30		125	30	8	30	110	608 ZZ

Wheel types **



Medium Duty Polyurethane wheels

Medium Duty Polyurethane Wheels

kg 250 ~ 1,200 kg

✓ RoHS

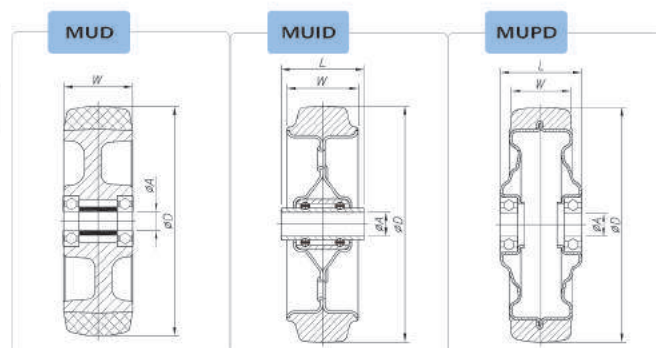


High quality polyurethane wheels

- ✓ Light weight, Strong corrosion resistance,
by the application of the aluminum core(MUID-Steel core)
- ✓ High quality polyurethane + Excellent adhesion
- ✓ Strong at oil and corrosion resistance
- ✓ Color : Blue
- ✓ Temp. range : -10 ~ +90°C

Model	Wheel types	Details	Wheel dia (D)	Wheel width (W)	Shaft dia. (A)	Hub length (L)	Load capacity [kg]	Bearing
MUD	MUD-100-40	✓ Cast PU(Shore A95) ✓ Aluminum core ✓ 2 Ball bearings	100	40	15	50	300	6202 ZZ
	MUD-100-67		100	67	25	73	650	6005 ZZ
	MUD-125-64		125	64	25	73	750	6005 ZZ
	MUD-130-40		130	40	15	50	320	6202 ZZ
	MUD-150-40		150	40	15	50	350	6202 ZZ
	MUD-150-48		150	48	15	50	360	6202 ZZ
	MUD-150-64		150	64	25	73	800	6205 ZZ
	MUD-200-40		200	40	15	50	400	6202 ZZ
	MUD-200-48		200	48	15	50	450	6202 ZZ
	MUD-200-64		200	64	25	73	850	6205 ZZ
	MUD-250-64		250	64	25	73	1,200	6205 ZZ
MUID	MUID-150-45	✓ Cast PU(Shore A95) ✓ Steel core ✓ Special Ball bearings	150	45	15	53	320	SPECIAL BEARING
MUPD	MUPD-150-40	✓ Cast PU(Shore A95) ✓ Aluminum core ✓ 2 Ball bearings	150	40	15	53	350	6202 ZZ

Wheel types **



Medium/Heavy duty Polyurethane wheels

Medium/Heavy Duty Wheels

AL CORE

kg 250 ~ 2,300 kg

✓ RoHS

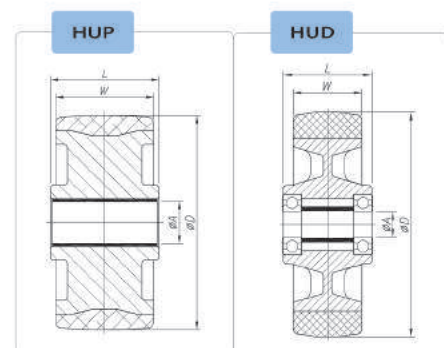


High quality polyurethane wheels

- ✓ Light weight, Strong corrosion resistance by the application of the aluminum core
- ✓ High quality polyurethane + Excellent adhesion
- ✓ Strong water resistance, Strong corrosion resistance
- ✓ Anti-static wheel is available (Black color, non-marking) ⚡
- ✓ Temp. range : -10 ~ +90°C

Model	Wheel types	Details	Wheel dia (D)	Wheel width (W)	Shaft dia. (A)	Hub length (L)	Load capacity [kg]	Bearing
HUP	HUP-50-25	✓ Cast PU(Shore D70) ✓ Aluminum core ✓ Plain bearing	50	25	10	27	250	X
	HUP-63-30		63	30	12	34	500	X
	HUP-75-30		75	30	12	35	750	X
HUD	HUD-100-48	✓ Cast PU(Shore A95) ✓ Aluminum core ✓ 2 Ball bearings	100	48	15	50	400	6202 ZZ
	HUD-125-68		125	68	25	70	1,100	6205 ZZ
	HUD-130-40		130	40	15	50	430	6202 ZZ
	HUD-130-48		130	48	15	50	500	6202 ZZ
	HUD-150-40		150	40	15	50	550	6202 ZZ
	HUD-150-48		150	48	15	50	600	6202 ZZ
	HUD-150-68		150	68	30	70	1,500	6206 ZZ
	HUD-200-40		200	40	15	50	550	6202 ZZ
	HUD-200-48		200	48	15	60	600	6202 ZZ
	HUD-200-68		200	68	30	70	2,000	6206 ZZ
	HUD-250-60		250	60	25	60	1,350	6205 ZZ
HUD-250-64	250	64	30	70	2,300	6206 ZZ		
HUD	HUD-60-48	✓ Cast PU(Shore D70) ✓ Aluminum core ✓ 2 Ball bearings	60	48	15	50	400	6003 ZZ
	HUD-70-48		70	48	15	50	500	6003 ZZ
	HUD-75-40		75	40	25	40	400	6005 ZZ
	HUD-100-40		100	40	25	40	550	6005 ZZ
	HUD-125-40		125	40	25	40	700	6005 ZZ
HUD-WEU	HUD-WEU-100-48	✓ Cast PU(Shore A95) ✓ Aluminum core ✓ 2 Ball bearings ✓ Anti-static version ($10^8 \sim 10^9 \Omega \text{cm}$)	100	48	15	50	400	6202 ZZ
	HUD-WEU-130-40		130	40	15	50	430	6202 ZZ
	HUD-WEU-150-40		150	40	15	50	550	6202 ZZ
	HUD-WEU-200-40		200	40	15	50	550	6202 ZZ

Wheel types **



Medium/Heavy duty Polyurethane wheels

Medium/Heavy Duty Wheels

STEEL CORE

kg 200 ~ 2,600 kg

✓ RoHS

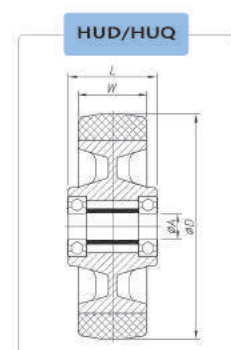



High quality polyurethane wheel

- ✓ Solid structure by the application of the steel core
- ✓ High quality polyurethane + Excellent adhesion
- ✓ Strong oil resistance, Strong corrosion resistance
- ✓ Temp. range : -10 ~ +90°C

Model	Wheel types	Details	Wheel dia (D)	Wheel width (W)	Shaft dia. (A)	Hub length (L)	Load capacity [kg]	Bearing
HUD	HUD-100-29	✓ Cast PU(Shore A95) ✓ Steel core ✓ 2 Ball bearings	100	29	15	27	200	6202 ZZ
	HUD-110-29		110	29	15	27	200	6202 ZZ
	HUD-150-40		150	40	17	40	400	6203 ZZ
	HUD-200-65		200	65	25	65	1,250	6205 ZZ
	HUD-250-78		250	78	35	80	2,200	UR207
	HUD-300-78		300	78	35	80	2,600	UR207
HUD	HUD-80-48	✓ Cast PU(Shore D70) ✓ Steel core ✓ 2 Ball bearings	80	48	20	48	500	6204 ZZ
	HUD-100-48		100	48	20	48	600	6204 ZZ
HUQ	HUQ-100-50	✓ Cast PU(Shore A95) ✓ Steel core ✓ 4 ball bearings	100	50	15	62	400	6202 ZZ

Wheel types **



Heat Resisting Rubber Wheels

Heat Resisting Rubber Wheels


AL CORE

 60 ~ 100 kg

✓ RoHS

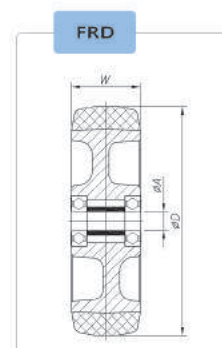


Heat Resisting Rubber wheels

- ✓ Light weight, Strong corrosion resistance, by the application of the aluminum core
- ✓ Available up to 250°C
- ✓ Color : Grey
- ✓ Temp. range :  -10 ~ +250°C

Model	Wheel types	Details	Wheel dia (D)	Wheel width (W)	Shaft dia. (A)	Hub length (L)	Load capacity [kg]	Bearing
FRD	FRD-75-30	✓ Rubber(Shore A85)	75	30	8	30	60	608 ZZ
	FRD-100-30	✓ Aluminum core	100	30	8	30	80	608 ZZ
	FRD-125-30	✓ 2 Ball bearing	125	30	8	30	100	608 ZZ

Wheel types **




Roller Wheel

Heavy Duty Wheels

STEEL CORE

kg 380 ~ 750 kg

✓ RoHS

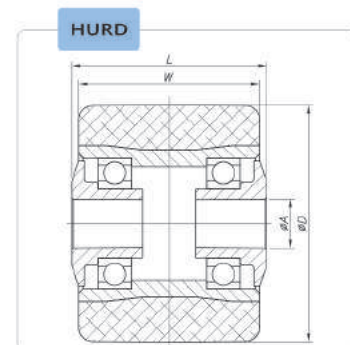


High quality Roller wheel

- ✓ Solid structure by the application of the steel core
- ✓ High quality polyurethane + Excellent adhesion
- ✓ Strong water resistance, Strong corrosion resistance
- ✓ Outstanding at mechanical property
- ✓ Temp. range : -10 ~ +90°C

Model	Wheel types	Details	Wheel dia (D)	Wheel width (W)	Hub length (L)	Shaft dia. (A)	Load capacity [kg]	Bearing
HURD	HURD-80-06017	✓ Cast PU(Shore A95) ✓ Steel core ✓ 2 Ball bearings	80	55	60	17	380	6005 ZZ
	HURD-80-07017		80	65	70	17	450	6005 ZZ
	HURD-80-10017		80	95	100	17	650	6005 ZZ
	HURD-80-06020		80	55	60	20	380	6005 ZZ
	HURD-80-07020		80	65	70	20	450	6005 ZZ
	HURD-80-10020		80	95	100	20	650	6005 ZZ
	HURD-85-06017		85	55	60	17	450	6005 ZZ
	HURD-85-07017		85	65	70	17	520	6005 ZZ
	HURD-85-08017		85	75	80	17	600	6005 ZZ
	HURD-85-09017		85	85	90	17	670	6005 ZZ
	HURD-85-10017		85	95	100	17	750	6005 ZZ
	HURD-85-06020		85	55	60	20	450	6005 ZZ
	HURD-85-07020		85	65	70	20	520	6005 ZZ
	HURD-85-08020		85	75	80	20	600	6005 ZZ
	HURD-85-09020		85	85	90	20	670	6005 ZZ
	HURD-85-10020		85	95	100	20	750	6005 ZZ

Wheel types **



Special purpose(Casters)

Special Purpose Casters

kg 50 ~ 15,000 kg

✓ RoHS

The excellence of our special purpose casters has been proven by providing its casters to high-tech line, of the domestic and foreign outstanding company demanding the strict clean class. Offer the best smart solution in any condition based on the technology for 20 years

✓ Application

- AGV casters of high-tech electronic industry, semiconductor, LCD line and so on.
- The various logistics equipment operating in the harsh condition (AGV, LGV, RGV and etc)
- Heavy duty purpose in ship building yards or steel making factories.
- Other special purpose


✓ A variety of performance of PU series

- MDI/TDI
 - PPDI
 - NDI
 - Anti-static(ESD)
-] **High-end PU series**



✓ Ultra heavy duty casters / AGV casters

- Optimized design by reflecting the client's demand.
- The excellent durability, strong structure with low-noise.
- Free casters of AGV equipment for 24 hour operation
- Available for high speed and heavy duty equipment, by applying a range of PU(TDI, PPDI, NDI)



✓ AGV casters / Special purpose casters

- Free casters of AGV equipment for 24 hour operation
- Transportation casters for the large container
Directional lock, Swivel adjustment system, Bolt brake



✓ Special purpose casters / AGV casters

- Casters for the simulator equipment moving to ride the rail
V angle wheel, Direction lock, High hardness PU
- TILT type AGV casters(MAX: an angle of 9 degree TILT)
TILT function, Available in the condition of the uneven floor



✓ Special purpose casters

/ Heat resisting shock absorbing casters

- Vertical swivel casters
- Heat resisting shock absorbing casters
Great performance to protect the luggage in high-temp. environment
Trolley and machinery for semiconductor high temp. environment
(Max: 250°C)

Special Purpose(Casters)

Special Purpose Casters

kg 50 ~ 15,000 kg

✓ RoHS



✓ Leveling casters / Shock absorbing casters

- Leveling casters(Leveling function after moving a piece of equipment)
- Shock absorbing casters(GRIP RING STEM)

✓ Leveling casters / Shock absorbing casters

- Heavy duty leveling casters(Available by stem standard "TM44")
- Shock absorbing leveling casters

✓ Heavy duty casters

- Fixed casters with the break
- Swivel casters with the scraper

✓ Special purpose casters

- U-ANGLE casters for salt-pond(Vertical rotation, stainless product)
- Low height medium duty casters(Crane rotating machinery)

✓ AGV casters

- AGV casters for 24/7 operation
- Shock absorbing casters, available at the uneven floor

Special purpose(Wheels) High-Quality TDI Wheel

Special Purpose Wheels

kg 50 ~ 8,000 kg

✓ RoHS

The excellence of our special purpose wheels has been proven by providing its casters to high-tech line, of the domestic and foreign outstanding company demanding the strict clean class. Offer the best smart solution in any condition based on the technology for 20 years.



✓ Properties of High quality TDI

- Outstanding tensile/tearing strength
- High abrasion resistance
- Anti-static($10^8 \sim 10^9 \Omega \text{cm}$) ⚡

✓ Available with a range of wheel size(D50~D550)

✓ Application

- Drive or guide wheels for Heavy duty equipment
- Drive wheels for the equipment operating at high speed
- Drive or guide wheels for various logistics equipment (STOCKER, AGV, LGV, RGV, OHT, SHUTTLE, ROLLER)

『 TDI series, Good dynamic properties, Suitable for a range of applications.

Polyether or polyester materials, Have the great dynamic properties with the great tensile and tear strength 』



Special purpose(Wheels) High-Quality TDI Wheel

Special Purpose Wheels

kg 50 ~ 8,000 kg

✓ RoHS



Special purpose(Wheels) Premium PPD/NDI Wheel

Special Purpose Wheels

kg 50 ~ 8,000 kg

✓ RoHS

The excellence of our special purpose wheels has been proven by providing its casters to high-tech line, of the domestic and foreign outstanding company demanding the strict clean class. Offer the best smart solution in any condition based on the technology for 20 years.



✓ Properties of premium PPD/NDI

- Great dynamic properties(Usable for a long time)
- High durability against tear due to the good tear strength
- Fast resilience in operation after the rest time(High resilience)
- Minimize the particle by the good abrasion resistance (Suitable for clean room)
- Anti-static($10^8 \sim 10^9 \Omega\text{cm}$) ⚡

✓ Available with the various size of wheel(D50~D550)

✓ Application

- Drive or guide wheels for the heavy duty equipment
- Drive wheels for the equipment operating at the high speed
- Drive or guide wheels for various logistics equipment (STOCKER, AGV, LGV, RGV, OHT, SHUTTLE, ROLLER)

「 High durability against the crack and low particle generation by excellent abrasion resistance / tear strength
Great dynamic properties in the harsh condition and performing fast resilience after the long rest time,
by the outstanding elastic resistance 」



Special purpose(Wheels) Premium PPDI/NDI Wheel

Special Purpose Wheels

kg 50 ~ 8,000 kg

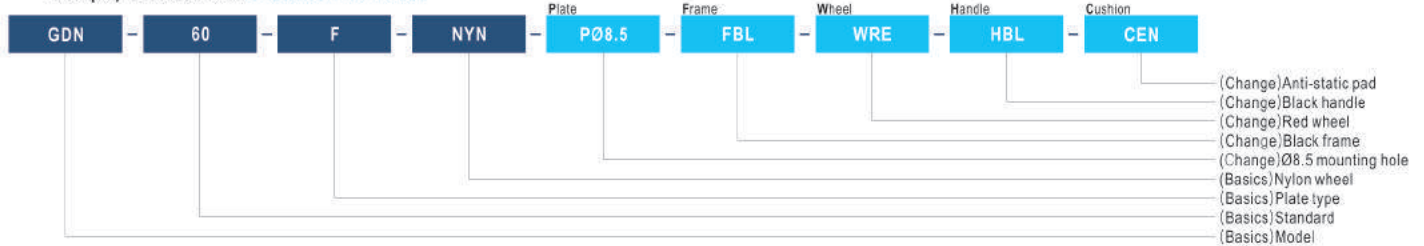
✓ RoHS



Numbering system

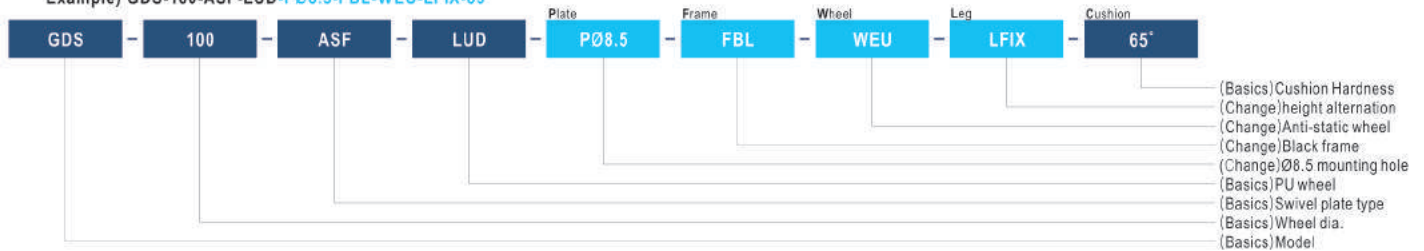
√ Leveling casters

Example) GDN-60-F-NYN-PØ8.5-FBL-HBL-CEN



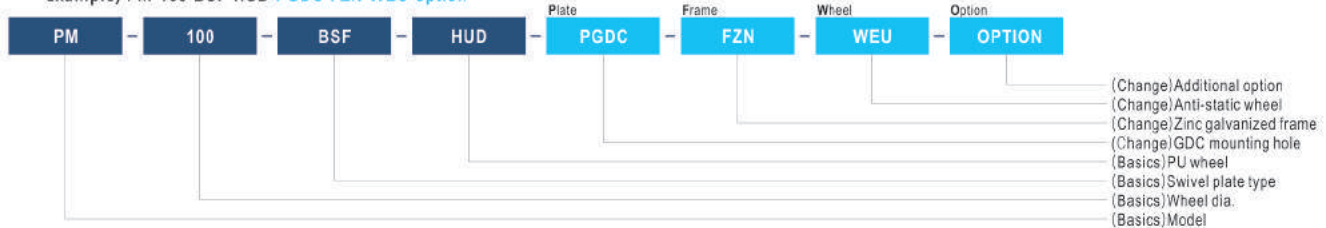
√ Shock absorbing casters

Example) GDS-100-ASF-LUD-PØ8.5-FBL-WEU-LFIX-65°



√ Light/Medium/Heavy duty casters

Example) PM-100-BSF-HUD-PGDC-FZN-WEU-option



√ Trolleys

Example) FT-300X-RB



Title	Description
F	Brake(X), Swivel(O), Plate type
S	Brake(X), Swivel(O), Stem type
ASF	Brake(X), Swivel(O), Plate type
ARF	Brake(X), Swivel(X), Plate type
BSF	Brake(O), Swivel(O), Plate type
BRF	Brake(O), Swivel(X), Plate type
ASS	Brake(X), Swivel(O), Plate type
ARS	Brake(X), Swivel(X), Stem type
BSS	Brake(O), Swivel(O), Stem type
BRS	Brake(O), Swivel(X), Stem type

Title	Description	Title	Description
NYN	Nylon+ Bearing(0pcs)	LUP	Light duty cast PU+ Bearing(1pce)
NYD	Nylon+ Bearing(2pcs)	LUD	Light duty cast PU+ Bearing(2pcs)
NYQ	Nylon+ Bearing(4pcs)	SUD	Soft cast PU+ Bearing(2pcs)
MCN	MC nylon+ Bearing(0pcs)	MUD	Medium duty cast PU+ Bearing(2pcs)
MCD	MC nylon+ Bearing(2pcs)	HUP	Heavy duty cast PU+ Bearing(1pce)
MCQ	MC nylon+ Bearing(4pcs)	HUD	Heavy duty cast PU+ Bearing(2pcs)
TUN	Injection PU+ Bearing(0pcs)	HUQ	Heavy duty cast PU+ Bearing(4pcs)
TUS	Injection PU+ Bearing(1pce)	HUWD	Heavy duty cast PU+ Bearing(2pcs)
TUD	Injection PU+ Bearing(2pcs)	MUID	Heavy duty cast PU+ Integrated double ball bearing
HRN	Rubber+ Bearing(0pcs)	SUNS	Light duty cast PU+ Bearing(1pce)
HRS	Rubber+ Bearing(1pce)	SUND	Light duty cast PU+ Bearing(2pcs)
HRD	Rubber+ Bearing(2pcs)	MUPD	Medium duty cast PU+ Bearing(2pcs)

Packing information

GD-series								
Models	Wheel Types	N/Weight(kg)	Package(4pcs)		Master Cartons(Export Only)			
			G/Weight(kg)	Size(mm)	Q' ty(pcs)	G/Weight(kg)	Size(mm)	
GD-40	F	-	0.4	1.7	185x80x130	80	35	345x345x480
	S	-	0.4	1.7			33	
GD-60 GDN-60 GDR-60	F	-	0.8	3.3	225x110x160	48	43	
	S	-	0.7	2.9			37	
GD-60 PUS GDN-60 PUS	F	-	0.8	3.3	290x125x200	20	43	
GD-60 PEU GDN-60 PEU	F	-	0.8	3.3			19	
GD-80 GDN-80 GDR-80	F	-	1.4	5.7	295x150x210	16	33	
	S	-	1.2	4.9			28	
GD-100	F	-	1.9	7.7	295x150x210	16	35	
	S	-	1.6	6.5			31	
GD-120	F	-	2.2	8.9	380x185x250	8	39	
	S	-	1.9	7.7			34	
GD-150	F	-	3.5	14.0	225x110x160	24	32	
SGDN-60	F	-	1.2	4.7			28	
SGDN-60	S	-	1.0	4.1	290x125x200	12	25	314x300x230
	F	-	2.0	7.9			25	
SGDN-80	S	-	1.8	7.2			22	

GDS-series								
Models	Wheel Types	N/Weight(kg)	Package(4pcs)		Master Cartons(Export Only)			
			G/Weight(kg)	Size(mm)	Q' ty(pcs)	G/Weight(kg)	Size(mm)	
GDS-100	F	-	1.2	4.9	295x150x210	16	24.5	345x345x480
	S	-	1.1	4.5			23	
GDS-100(PUS)	F	-	1.2	4.9	295x150x210	16	25	
GDS-100(PEU)	F	-	1.2	4.9			24	
GDS-125	F	-	1.4	5.7	295x150x210	16	26	
	S	-	1.3	5.3			24	
GDS-125(PEU)	F	-	1.4	5.7	380x185x250	8	26	
GDS-125(PUS)	F	-	1.4	5.7			26	
GDS-130	F	-	3.0	12.1	380x185x250	8	28	
	S	-	2.7	10.9			26	
GDS-150	F	-	3.2	12.9	445x240x295	8	28	
	S	-	3.0	12.1			27	
GDS-200	F	-	3.5	14.1	445x240x295	8	31	
	S	-	3.2	12.9			29	

GDSD-series								
Models	Wheel Types	N/Weight(kg)	Package(4pcs)		Master Cartons(Export Only)			
			G/Weight(kg)	Size(mm)	Q' ty(pcs)	G/Weight(kg)	Size(mm)	
GDSD-100	F	-	1.7	6.9	380x185x250	8	18	345x345x480
	S	-	1.5	6.1			16	
GDSD-130	F	-	4.9	19.7	430x270x290	8	43	

GSST-series								
Models	Wheel Types	N/Weight(kg)	Package(4pcs)		Master Cartons(Export Only)			
			G/Weight(kg)	Size(mm)	Q' ty(pcs)	G/Weight(kg)	Size(mm)	
GSST-130	F	-	5.0	20.1	380x250x245	8	43	445x240x295
GSST-150	F	-	5.2	21.8			46	
GSST-200	F	-	6.0	24.1	445x240x295	4	24	
GSST-200W	F	-	6.0	24.1			24	
GSST-250	F	-	14.7	58.9	430x270x290	2	30	430x270x290

GDC-series								
Models	Wheel Types	N/Weight(kg)	Package(4pcs)		Master Cartons(Export Only)			
			G/Weight(kg)	Size(mm)	Q' ty(pcs)	G/Weight(kg)	Size(mm)	
GDC-100	F	-	1.1	4.5	295x150x210	16	22	345x345x480
	S	-	0.7	2.9			16	
GDC-125	F	-	1.2	4.9	290x125x200	16	24	
	S	-	0.8	3.3			19	
GDD-75	F	-	0.5	2.1	290x125x200	20	13	
	S	-	0.5	2.0			12	

Packing information

GXTA, GXTS-series								
Models		Wheel Types	N/Weight(kg)	Package(4pcs)		Master Cartons(Export Only)		
				G/Weight(kg)	Size(mm)	Q' ty(pcs)	G/Weight(kg)	Size(mm)
GXTA-100	F	-	4.9	19.7	380x250x250	8	42	345x345x480
GXTS-100	F	-	6.5	26.1		8	54	

GXT-series										
Models		Wheel Types	N/Weight(kg)	Package(4pcs)		Master Cartons(Export Only)				
				G/Weight(kg)	Size(mm)	Q' ty(pcs)	G/Weight(kg)	Size(mm)		
GXT-80	F	HUD	2.9	11.8	380x250x250	8	24.5	345x345x480		
		MCD	2.4	9.8		8	23			
GXT-100	F	HUD	3.4	13.8		8	26			
		MCD	2.6	10.6		8	24			
GXT-125	F	HUD	10.5	-		-	2	22	380x185x250	
		MCD	8.7	-			2	18.5		
GXT-150	F	HUD	12.0	-	2		25			
		MCD	9.2	-	2		19.5			
GXT-200	F	HUD	12.4	-	-		2	25.8		-
		MCD	10.6	-			2	22.2		
GXT-250	F	HUD	12.6	-	1	-	-			
		MCD	12.8	-	1	-				
GXT-80	S	HUD	3.4	13.8	380x260x180	-	-	-		
		MCD	3.0	12.2		-	-			
GXT-100	S	HUD	3.6	14.6		-	-			
		MCD	3.2	13.0		-	-			
		NYD	3.2	13.0		-	-			

GXTD-series								
Models		Wheel Types	N/Weight(kg)	Package(4pcs)		Master Cartons(Export Only)		
				G/Weight(kg)	Size(mm)	Q' ty(pcs)	G/Weight(kg)	Size(mm)
GXTD-100	F	HUD	5.3	21.3	380x250x250	8	43	345x345x480
GXTD-150	F	HUD	9.7	-		2	46	
GXTD-200	F	HUD	25	-		1	25.1	
GXTD-250	F	HUD	48	-		1	24	
GXTD-300	F	HUD	57.3	-		1	24	

GXTT-series								
Models		Wheel Types	N/Weight(kg)	Package(4pcs)		Master Cartons(Export Only)		
				G/Weight(kg)	Size(mm)	Q' ty(pcs)	G/Weight(kg)	Size(mm)
GXTT-75	F	HUD	5	20.7	380x270x165	8	42.4	345x345x480
		MCD	4.8	19.9		8	40.8	
GXTT-100	F	HUD	5.6	23.1		8	47.2	
		MCD	5.2	21.5		8	44	
GXTT-125	F	HUD	6.2	25.5		8	52	
		MCD	5.8	23.9		8	48.8	

P-series								
Models		Wheel Types	N/Weight(kg)	Package(4pcs)		Master Cartons(Export Only)		
				G/Weight(kg)	Size(mm)	Q' ty(pcs)	G/Weight(kg)	Size(mm)
P-100	F	HRD, HRS, TUD, LUD	1.2	4.9	-	16	22	445x245x290
	S		1.1	4.5			21	
P-125	F		1.3	5.3		12	18	
	S		1.2	4.9			17	

G-series								
Models		Wheel Types	N/Weight(kg)	Package(4pcs)		Master Cartons(Export Only)		
				G/Weight(kg)	Size(mm)	Q' ty(pcs)	G/Weight(kg)	Size(mm)
G-100	F	HRD, HRS, TUD, LUD	1.3	5.3	-	8	16	445x245x290
	S		1.2	5.3			25	
G-125	F		1.4	5.6		8	14	
	S		1.3	5.3			13	

Packing information

PL-series								
Models	Wheel Types	N/Weight(kg)	Package(4pcs)		Master Cartons(Export Only)			
			G/Weight(kg)	Size(mm)	Q' ty(pcs)	G/Weight(kg)	Size(mm)	
PL-75	F	HRS, TUS, LUD, FRD	0.7	-	-	24	17.8	445x240x295
	S		0.7	-			17.8	
PL-100	F	HRD, HRS, TUD, LUD, FRD	0.9	-	-	20	22.6	
	S		0.9	-			22.6	
PL-125	F	HRD, HRS, TUD, LUD, FRD	1	-	-	16	21	345x345x480
	S		1	-			21	

PM-series								
Models	Wheel Types	N/Weight(kg)	Package(4pcs)		Master Cartons(Export Only)			
			G/Weight(kg)	Size(mm)	Q' ty(pcs)	G/Weight(kg)	Size(mm)	
PM-100	F	HUD, MUD	2.1	8.4	-	8	18	345x345x480
		MCD, NYD	2.2	8.8			19	
PM-130	F	HUD, MUD	2.2	8.8	-	8	19	
		MCD	2.3	9.2			19	
PM-150	F	HUD, MUD	2.4	9.6	-	8	20	
		MCD	2.5	10			21	
PM-200	F	HUD, MUD	3.4	14.6	345x345x480	-	-	-
		MCD	3.5	15			-	

PMW-series								
Models	Wheel Types	N/Weight(kg)	Package(4pcs)		Master Cartons(Export Only)			
			G/Weight(kg)	Size(mm)	Q' ty(pcs)	G/Weight(kg)	Size(mm)	
PMW-130	F	HUD, MUD	2.3	9.2	-	8	19	345x345x480
		MCD	2.4	9.6			20	
PMW-150	F	HUD, MUD	2.5	10	-	8	21	
		MCD	2.6	10.4			22	

PHS-series								
Models	Wheel Types	N/Weight(kg)	Package(4pcs)		Master Cartons(Export Only)			
			G/Weight(kg)	Size(mm)	Q' ty(pcs)	G/Weight(kg)	Size(mm)	
PHS-75	F	MCD, NYD	1.7	7.3	380x185x250	8	16	345x345x480
PHS-100	F	MCD, NYD	2.4	10.1			21	
		HUD	2.5	10.5	22			

PH-series								
Models	Wheel Types	N/Weight(kg)	Package(4pcs)		Master Cartons(Export Only)			
			G/Weight(kg)	Size(mm)	Q' ty(pcs)	G/Weight(kg)	Size(mm)	
PH-100, GH-100	F	HUD, MUD	2.5	10.5	380x185x250	8	22	345x345x480
		MCD, NYD	2.4	10.1			21	
PH-130, GH-130	F	HUD, MUD	2.6	10.7	380x185x250	8	23	
		MCD	3	12.3			26	
PH-150, GH-150	F	HUD, MUD	2.8	11.5	380x185x250	8	24	
		MCD	3.1	12.5			26	
GH-200	F	HUD, MUD	3.5	15	345x345x480	-	-	-
		MCD	3.6	15.4			-	

PHW-series								
Models	Wheel Types	N/Weight(kg)	Package(4pcs)		Master Cartons(Export Only)			
			G/Weight(kg)	Size(mm)	Q' ty(pcs)	G/Weight(kg)	Size(mm)	
PHW-130	F	HUWD	2.8	11.5	380x185x250	8	24	345x345x480
		MCD	3.2	13.1			27	
PHW-150	F	HUWD	3	12.3	380x185x250	8	25	
		MCD	3.3	13.5			28	

GLH-series								
Models	Wheel Types	N/Weight(kg)	Package(4pcs)		Master Cartons(Export Only)			
			G/Weight(kg)	Size(mm)	Q' ty(pcs)	G/Weight(kg)	Size(mm)	
GLH-60	F	NYQ	1	4.1	290x125x200	20	21.5	345x345x480
GLH-75	F	NYD	1.2	4.9			25.5	

Packing information

UGXT-series								
Models	Wheel Types	N/Weight(kg)	Package(4pcs)		Master Cartons(Export Only)			
			G/Weight(kg)	Size(mm)	Q' ty(pcs)	G/Weight(kg)	Size(mm)	
UGXT-200	F	MCQ	25.8	25.9	380x250x245	-	-	-
UGXT-250	F	MCQ	28.5	28.6	445x245x290	-	-	
UGXT-300	F	MCQ	31.4	31.5		-	-	

GL-series								
Models	Wheel Types	N/Weight(kg)	Package(4pcs)		Master Cartons(Export Only)			
			G/Weight(kg)	Size(mm)	Q' ty(pcs)	G/Weight(kg)	Size(mm)	
GL-50	F	HRN, TUN	0.2	-	-	100	19	345x345x480
	S		0.2	-			19	
GL-65	F	HRN, TUN	0.2	-	-	80	17	
	S		0.2	-			17	
GL-75	F	HRS, TUS	0.5	-	-	30	14.8	
	S		0.5	-			14.8	
GL-100	F	HRD, HRS, TUD, LUD	0.6	-	-	24	14.9	
	S		0.6	-			14.9	
GL-125	F	HRD, HRS, TUD, LUD	0.7	-	-	20	15.4	
	S		0.7	-			15.4	

SGL-series								
Models	Wheel Types	N/Weight(kg)	Package(4pcs)		Master Cartons(Export Only)			
			G/Weight(kg)	Size(mm)	Q' ty(pcs)	G/Weight(kg)	Size(mm)	
SGL-75	F	HRN, TUN, HRS, TUS	0.5	-	-	30	15.0	345x345x480
SGL-100	F	HRN, TUN, HRD, TUD	0.6	-		24	15.0	
SGL-125	F	HRN, TUN, HRD, TUD	0.7	-		20	16.0	

GF-series								
Models	Wheel Types	N/Weight(kg)	Package(4pcs)		Master Cartons(Export Only)			
			G/Weight(kg)	Size(mm)	Q' ty(pcs)	G/Weight(kg)	Size(mm)	
GF-100	F	MUD	4.6	18.6	380x260x180	-	-	-
		MCD	4.4	17.8		-	-	
GF-125	F	MUD	5.1	20.6	-	-		
		MCD	4.8	19.4	-	-		
GF-150	F	MUD	5.7	23.0	380x250x245	-	-	
		MCD	5.4	-		-	-	
GF-200	F	MUD	6.9	-	-	-	-	
		MCD	6.7	-	-	-	-	
GF-250	F	MUD	7.8	-	-	-	-	
		MCD	8.1	-	-	-	-	

JS-series								
Models	Wheel Types	N/Weight(kg)	Package(4pcs)		Master Cartons(Export Only)			
			G/Weight(kg)	Size(mm)	Q' ty(pcs)	G/Weight(kg)	Size(mm)	
JS-60	F	NYD, MCD	1.1	-	-	20	22.5	380x275x185
		HUD	1.2	-			24.3	
	S	NYD, MCD	1.2	-			23.3	
		HUD	1.3	-			25.1	
JS-70	F	NYD, MCD	1.2	-	24.2			
		HUD	1.3	-	25.9			
	S	NYD, MCD	1.3	-	25.2			
		HUD	1.3	-	26.9			

RT-series								
Models	Wheel Types	N/Weight(kg)	Package(4pcs)		Master Cartons(Export Only)			
			G/Weight(kg)	Size(mm)	Q' ty(pcs)	G/Weight(kg)	Size(mm)	
RT1-150	F	MUID	1.8	-	-	8	22.2	445x245x290
RT2-150	F	MUID	1.9	-	-	8	23.2	
RT3-150	F	MUID	1.9	-	-	8	23.2	

SPM-series								
Models	Wheel Types	N/Weight(kg)	Package(4pcs)		Master Cartons(Export Only)			
			G/Weight(kg)	Size(mm)	Q' ty(pcs)	G/Weight(kg)	Size(mm)	
SPM-130	F	HRD	2.1	-	-	8	16.8	445x245x290
SPM-150	F	HRD	2.2	-	-	8	17.6	445x245x290

Packing information

GDSP-series								
Models		Wheel Types	N/Weight(kg)	Package(4pcs)		Master Cartons(Export Only)		
				G/Weight(kg)	Size(mm)	Q' ty(pcs)	G/Weight(kg)	Size(mm)
GDSP-150	F	MUD	4.3	18	400x290x245	-	-	-
GDSP-200	F	MUD	5.0	21		-	-	

GSAD-series								
Models		Wheel Types	N/Weight(kg)	Package(4pcs)		Master Cartons(Export Only)		
				G/Weight(kg)	Size(mm)	Q' ty(pcs)	G/Weight(kg)	Size(mm)
GSAD-110	F	HUD	7.3	29.2	400x290x245	-	-	-
GSAD-150	F	HUD	12.3	24.6		-	-	




Operation Manual

- Please read the Operation Manual prior to use casters.
- Please contact G-Dok Ind. for further information.

1. Caution

- Please **make sure to read the Operation Manual prior to use casters.**
- Please **make sure to comply with cautions** described below as they contain the **critical content on safety.**

※ Mark & Definition

 DANGER	Indicating dangerous situation which is critical for safety as incorrect use may inflict the personal death or serious injury.
 WARNING	Indicating dangerous situation which is critical for safety as incorrect use may inflict the personal death, serious injury or property damage.
 CAUTION	Indicating dangerous situation as incorrect use may inflict the light personal injury or property damage.


2. Warning & Caution

Leveling Caster

- Use the Leveling Caster for short distance transporting & fixing the equipment or apparatus.
- In the event the weight of equipment exceeds the recommended load per 4 casters, it will not withstand the heavier loads as the load is to be concentrated on 2 casters, even though 4 casters would be installed.
- Never place loads heavier than the recommended load per 4 casters, as the casters may be damaged in the case of equipment weight exceeds the recommended load per 4 casters.

General Caster

- Use the General Caster for the feet of equipment or moving carts.
Using this caster other than the above purpose may cause undesirable accidents.
- Never place loads heavier than the recommended load per 4 casters.

 **CAUTION** Not conforming to the above matters may inflict the personal injury, caster or property damage.

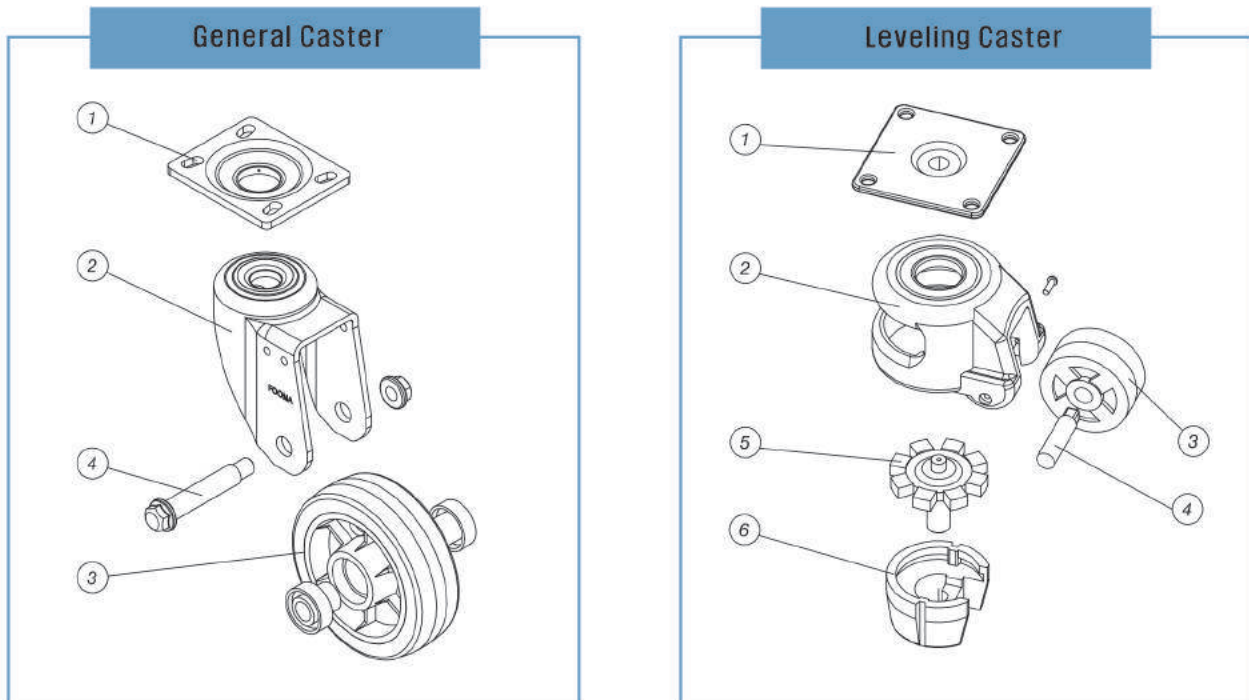
3. Description of Each Section

3-1. Part Name & Function

No	Part Name	Function
1	Top plate	Mounting part to equipment or carts. Plate type and Stem type.
2	Frame	Supporting part of wheel, swivel part and the whole caster. Swivel type and Rigid type
3	Wheel	Rolling part
4	Shaft	Supporting wheels or guiding parts
5	Handle	Height adjusting part for leveling caster
6	Pad	Foot function of leveling caster

Operation Manual

3-2. Outline features



4. Installation & Operation

4-1. Installation

- Select a model within the range of recommended load per 4 casters not exceeding the maximum loads of equipment or carts.
- Tightly fasten the plate of both faces with bolts & nuts, not to have any gaps.
- Once the model is selected, make the hole distance, hole size, tap & others of Top Plate & Equipment Plate of selected model either identical or mountable.



4-2. How to use

Leveling Caster

- The users of leveling caster (multi functional purpose caster) must keep in mind followings.
When moving the equipment, the moving speed should not be exceeded 1km/h and not longer distance than 10m by one shift.
When moving the equipment, the leveling pad (No. 6) mounted on the caster should be up by using handle (No. 5) not to make a friction to the floor.

General Caster

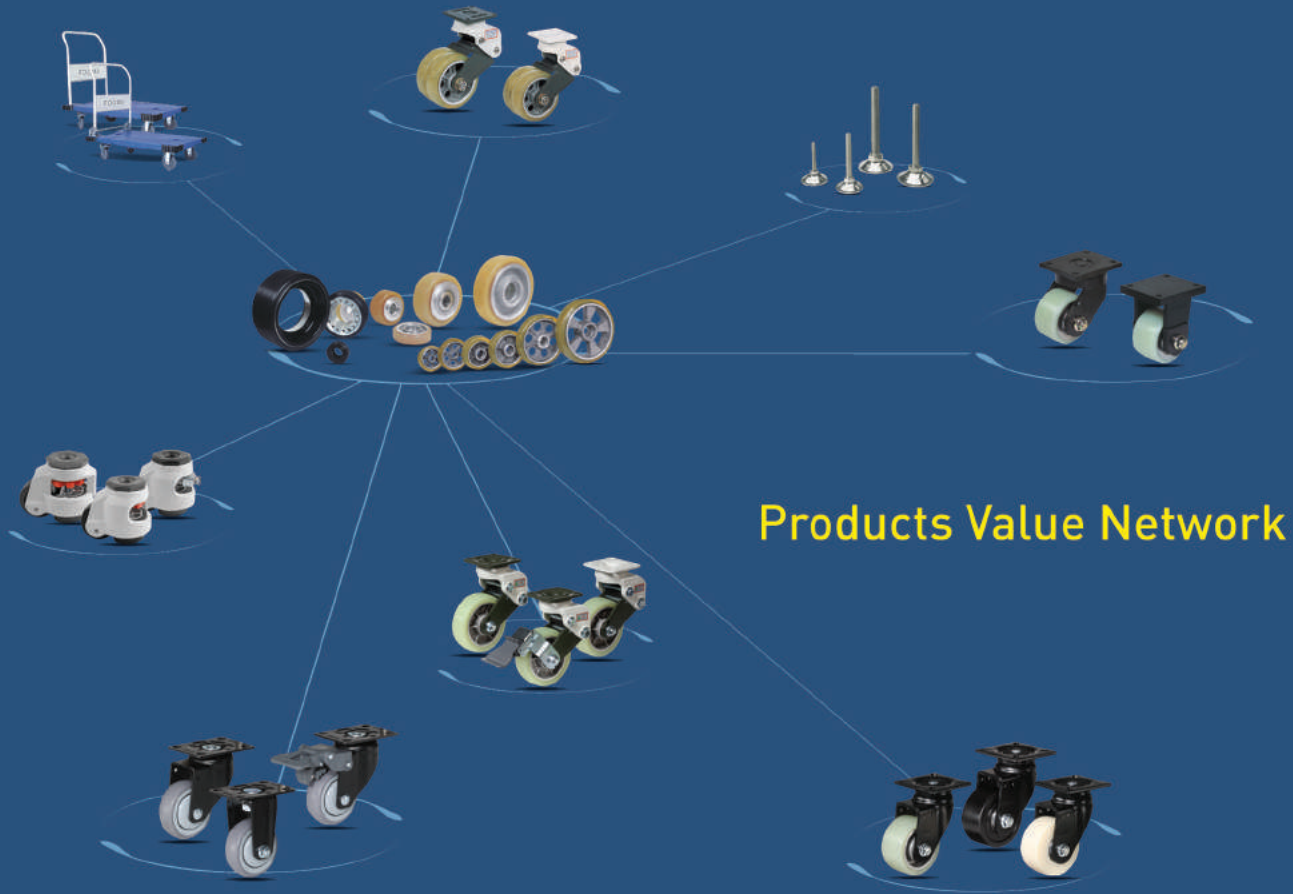
- The users of general casters must keep in mind followings.
Users should make sure that the casters to be moved were DRIVEN by MANUAL or DRIVEN by POWER CAR.
In spite of the casters were driven by manual power, it would be driven by power car, the casters would be broken.
The running speed of carts by manual is not exceeded over 4km/h and the carts by power should not be exceeded over 20km/h.

5. How to inspect

- When using the casters for a long period check the mounting bolts & nuts as they may be loosened.

6. Warranty & Sales Service

- The period of G-Dok Product Warranty is extended to One(1) Year from the date of purchase, providing either the Sales Service or replacement with new product at free of charge in the case of defective product due to G-Dok.



Products Value Network



www.gdok.co.kr
www.footmaster.net

■ Head office / Factory

27-50 Bugok Industrial Complex road 4,
Dangjin-si, Chungcheongnam-do, South Korea
Tel: +82-41-357-8390
Fax: +82-41-357-8395
E-mail : gdok@gdok.co.kr

The contents of specifications could be revised
without any notice for improvement.